OFFICIAL PROGRAM

UTAH DENTAL ASSOCIATION 2027 CONVENTION



February 18–19, 2027

SALT PALACE CONVENTION CENTER
100 S. WEST TEMPLE
SALT LAKE CITY, UTAH

CALVIN L. RAMPTON
SALT PALACE
CONVENTION CENTER

LEVEL ONE (downstairs)

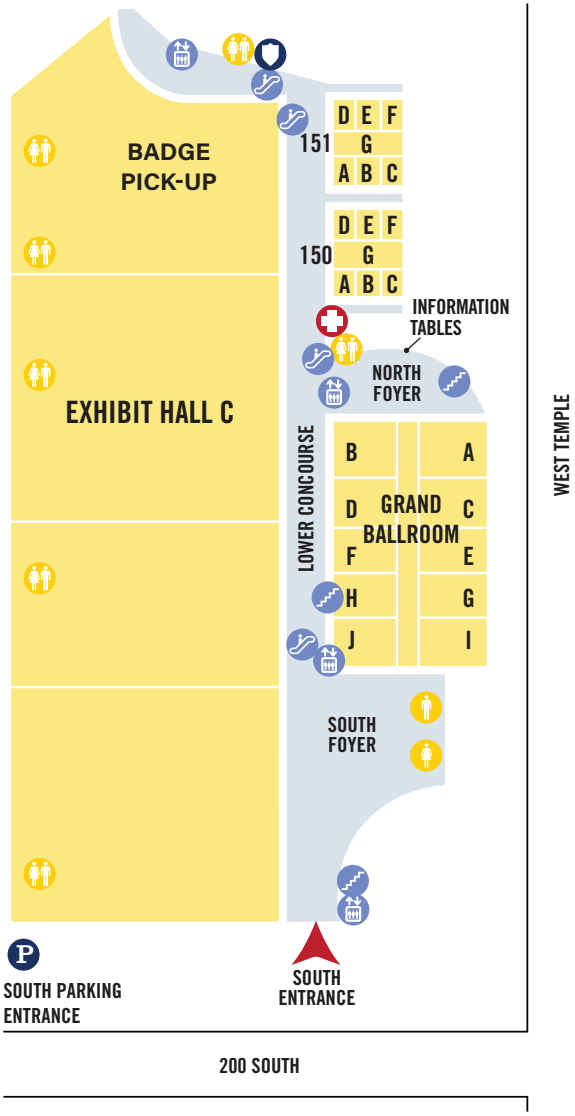

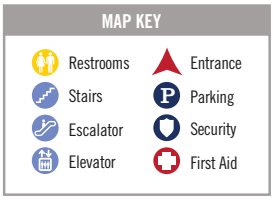

CALVIN L. RAMPTON
SALT PALACE
CONVENTION CENTER

LEVEL TWO (upstairs)

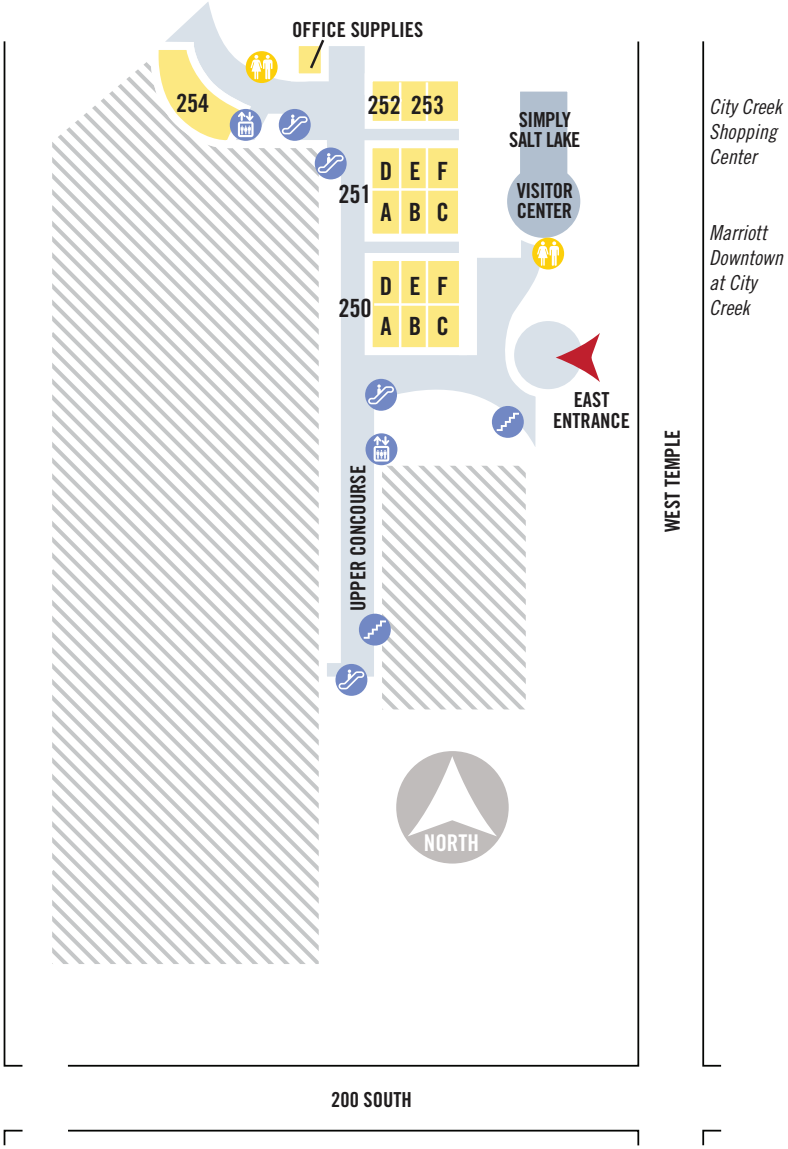



Photo Credit: Steve Cukrov©/Adobe Stock

PACE
ACADEMY of GENERAL DENTISTRY
PROGRAM APPROVAL FOR CONTINUING EDUCATION

Utah Dental Association (UTDA)
Nationally Approved PACE Program Provider for FAGD/MAGD credit.
Approval does not imply acceptance by any regulatory authority or AGD endorsement.
5/1/2026 to 4/30/2029.
Provider ID# 219275

Welcome to the Utah Dental Association Convention!

I am so excited to welcome you to this opportunity to step away from the day-to-day grind of the dental clinic, reconnect with our profession, and immerse yourself in the very best our dental community has to offer!

Get ready to learn, connect, explore, and have some fun along the way!

Whether you are a dentist, hygienist, dental assistant, office manager, or another essential member of the dental team, there is something here for you—and I encourage you to make the most of it!

Come ready to learn all you can. Attend a course that challenges the way you think, introduces a new skill, or gives you a practical tip or trick that you can take back to your practice and put into action on Monday morning. You never know which speaker, conversation, or idea might inspire a fresh approach that enhances the experience you create for your patients.

And don't just stay in one of the lecture sessions! This is your chance to reconnect with colleagues, meet someone new, and strengthen relationships with the people you work alongside every day. Take advantage of the opportunity to connect outside the clinic—without a patient waiting, a schedule running behind, or hearing those familiar words: "The doctor will be right with you." (We all know that can mean anything from two minutes to... well, let's just say it depends on the day!)

Be sure to explore the exhibition hall and see firsthand the exciting technological innovations shaping the future of dentistry. Ask questions, try something new, and imagine what could make your practice more efficient, your work more enjoyable, or the patient experience even better. And before you leave, make sure to sign up for one of the great prizes our vendors have to offer. Then, of course, go ahead and sneak a candy or two—we won't tell!

Finally, take a moment to discover the many dental volunteer opportunities available. Our profession has the power to make a meaningful difference, and there are incredible ways to get involved and make an impact in our communities.

So, dive in. Attend the sessions. Start a conversation. Explore something new. Reconnect with your team. Get inspired. And most importantly, take a moment to enjoy being part of this incredible dental community.

We are so glad you're here. Let's make this convention one to remember!

Rebecca Schneider, DDS
2027 UDA Scientific Chair



Richard Fisher, DMD
UDA President



Rebecca Schneider, DDS
Scientific Chair



Jeffrey Kahl, DDS
ADA 14th District Trustee

GENERAL INFORMATION

Register Online:
www.uda.org
ALL REGISTRATION MUST BE DONE ONLINE!

If you have any questions, contact the UDA at
Email: uda@uda.org
Office: 801-261-5315

****IMPORTANT INFORMATION****
No name badges or tickets will be mailed! All attendees are required to pick up their name badge and tickets at "Name Badge Pick-Up" located near the exhibit hall the morning of the convention. Please allow extra time, as the pickup line may be long.

Information Desk Hours
Thursday....7:00 am-4:30 pm
Friday.....7:30 am-4:00 pm
Information is located on level one, north of the exhibit hall entrance.

Exhibit Hall Hours
Thursday....8:00 am-5:00 pm
Friday.....8:00 am-4:00 pm
The exhibits are located on Level 1 of the Salt Palace in Exhibit Hall C.

AUDIENCE CODES. A-assistant, D-dentist, H-hygienist, O-office staff

CHILDREN. Children and babies are not allowed at any seminars or functions.

CE CERTIFICATES. The information about obtaining CE Certificates will be included in each attendee's registration bag.

INDIVIDUAL REGISTRATION. Dental hygienists, dental assistants, office staff, lab technicians, and students can register individually or as a group without a dentist.

NO STANDING IN ROOMS OR SITTING ON THE FLOORS. Strict Salt Lake City fire codes prohibit ALL attendees from standing in rooms or sitting on the floor during the seminars.

OPEN SEATING. Each year one or two seminar rooms fill up, so arrive early to assure yourself a seat.

ONLINE HANDOUTS. Any handouts submitted by speakers will be available online at: www.uda.org. We recommend you download any handouts prior to coming to the Salt Palace that would be applicable to the courses you want to attend.

PHOTO RELEASE: By attending the Utah Dental Association Convention, you acknowledge and grant the UDA permission to photograph and/or record you during the event. You authorize the UDA to use your image, likeness, and/or voice in promotional materials, websites, social media channels, publications, and other UDA communications without additional notice or compensation. By attending the convention, you agree to the terms of this release.

PARKING. There are many parking areas near the Salt Palace. No parking validations are available through UDA.

REFUNDS. No refunds will be made for registration, meals, or functions.

SPEAKER INFORMATION. For information about the speakers visit the speaker's bio pages at the back of the program. For more information about the speaker, visit their website. (If a website was provided by the speaker, it is located at the end of their bio).

****CODE OF CONDUCT** All attendees, vendors, and participants at the 2027 Utah Dental Convention are expected to adhere to the highest standards of professionalism and respect. Any behavior that disrupts the event or creates an unsafe or uncomfortable environment for others will not be tolerated.**

****ENFORCEMENT** Individuals who fail to comply with this code of conduct may be asked to leave the premises immediately. If necessary, they may be escorted out by security personnel. The event organizers reserve the right to enforce this policy at their discretion, ensuring a safe and positive experience for all participants.**

****ZERO TOLERANCE** Please be mindful that there is zero tolerance for harassment, discrimination, or any form of inappropriate conduct. By attending the event, you agree to abide by these guidelines.**

LODGING

The UDA secured a great rate on rooms at these hotels who have set aside a block of rooms. When they are gone the UDA cannot negotiate more rooms.

Marriott City Creek
75 S West Temple
$175/$185 (reserve by January 26, 2027)
(800)228-9290
(801)531-0800
https://book.passkey.com/event/51257840/owner/1441/home
Utah Dental Association 2027 Annual Meeting - Start your reservation

Hilton SLC Center
255 S West Temple
$175 (reserve by February 2, 2027)
(877)776-4936
https://book.passkey.com/e/51332370

Radisson Hotel
215 W South Temple
$175 (reserve by February 2, 2027)
(800)333-3333
(801)531-7500
UT Dental Association Annual Meeting 2027 - Learn about the event and search for hotels **https://book.passkey.com/gt/221711892?gtid=a76ba5e363d5094f3fd7f5352000a5f3**



REGISTRATION FEES

Registration fees will increase by 20% on January 1, 2027

	Prior to Jan 1	*After Jan 1*
UDA Member Dentist	$145.00	$174.00
Non-member Dentist	$695.00	$834.00
ADA Member Dentist (Out of state)	$255.00	$306.00
Retired Dentist	$0	$0
Spouse of Dentist	$50.00	$60.00
Spouse of Retired Dentist	$0	$0
Assistant	$60.00	$72.00
Office Staff	$60.00	$72.00
Lab Technician	$60.00	$72.00
UDA Hygiene Affiliate Member	$50.00	$60.00
Hygienist (non-affiliate)	$125.00	$150.00
Student	$10.00	$12.00
Team Luncheon	$39.00	

Hands-on Courses/Workshops

- CPR and BLS Certification ..... $ 50.00
- ACLS Certification $150.00
- 21st Century Laser- Assisted Dentistry Workshop $100.00
- Dentsply Endo Workshop $75.00

All registration must be completed online at www.uda.org
REMINDER: Name badges will not be mailed.
Attendees must pick them up upon arrival.

Register Here:

VOLUNTEERS NEEDED!

The UDA Committee needs your help!

Volunteers are needed to host speakers, help out as needed in courses, and complete an evaluation form.

As a "thank you" for your help, you will receive a discount on your registration fee.

For more information, please email: uda@uda.org

THANK YOU TO OUR CONVENTION SPONSORS

ULTRADENT

GOLD LEVEL SPONSOR

dandy

SILVER LEVEL SPONSOR

ulta medical

SPEAKER AND WORKSHOP CO-SPONSOR

BIOLASE Advancing Dentistry

ARROWHEAD

Glidewell

Dentsply Sirona

TABLE OF CONTENTS

Thursday, February 18th Morning

- ➢ Speakers 11
- ➢ Local Speaker Series 19
- ➢ Golden Spike Speaker Series 21
- ➢ Hands-On Workshops 23
- ➢ Team Luncheon 24

Thursday, February 18th Afternoon

- ➢ Speakers 25
- ➢ Local Speaker Series 30
- ➢ Golden Spike Speaker Series 31
- ➢ Hands-On Workshops 32
- ➢ Scientific Poster Session 33

Friday, February 19th Morning

- ➢ Speakers 37
- ➢ Local Speaker Series 46
- ➢ Golden Spike Speaker Series 47
- ➢ Hands-On Workshops 48
- ➢ Alliance Luncheon 36

Friday, February 19th Afternoon

- ➢ Speakers 50
- ➢ Hands-On Workshops 56
- ➢ Golden Spike Speaker Series 57

Sponsors 9
Save the Date 58
Exhibitors Attending 59
UDA Board of Directors 60
UDA Convention Scientific Committee 61
UDA Past Presidents 62
Distinguished Service Award Past Recipients 63
2027 Distinguished Service Awards 64
Speaker Bios 66

Best Friends® SAVE THEM ALL®

Stop by and snuggle a puppy, cuddle a kitten, and maybe even meet your new best friend with Best Friends Animal Sanctuary!
Thursday & Friday — All Day
Located at the back of the Exhibit Hall
Come say hello, get some puppy and kitten love, and learn more about these amazing animals looking for their forever homes!

Thursday, February 18

Audience codes. A-assistant, D-dentist, H-hygienist, O-office staff

Exhibit Hall Opens
8:00 am

Pierre Fauchard Academy
7:00 am breakfast
Marriott City Creek, 75 S West Temple
Contact Dr. Kelly O'Brien
drkobrien@msn.com or 801-608-2540.

21st Century Laser-Assisted Dentistry
Anthony Cardoza, DDS, D-ABFO
8:30 am - 11:30 am
Room: 251 DE
Audience: D



This presentation will contrast the daily challenges faced in the conventional delivery of a variety of dental procedures against the solutions offered through laser-assisted dentistry. This lecture covers various laser applications. These general applications include cavity preparations, various soft tissue procedures, endodontic preparation, and bony procedures such as crown lengthening and tori reduction. In addition, laser dental hygiene applications will be discussed as well. Examples of these procedures using both the diode laser and the hard tissue laser will be shown.

Learning Objectives:

- Understand basic laser safety and physics.
- Learn clinical applications of dental hard and soft tissue lasers.
- Learn common laser dental hygiene applications

Codependent Cariology
Brian Novy, DDS
8:30 am – 11:30am
Ballroom: EF
Audience: D, H



Depriving cariogenic bacteria of sugar is the cornerstone of traditional caries management, yet the science of CAMBRA (Caries Management By Risk Assessment) takes cariology to a whole new level. If you're still telling patients to, "Brush, floss, and use fluoride toothpaste" you're going to be surprised by the myriads of treatment options available today. *Streptococcus mutans* have more to fear than stronger fluoride and more of it, as dentistry embraces oral healthcare.

Learning Objectives:

- Identify risk factors leading to caries
- Explain the role of commensals
- Implement disease management in practice
- Prolong the life of restorations in all patients

Thursday, February 18

Audience codes. A-assistant, D-dentist, H-hygienist, O-office staff



Illicit Drugs & the Dental Patient
Mark Donaldson, BSP, ACPR, PHARMD, FASHP, FACHE
8:30 am-10:00 am
Room: 250DEF
Audience: D, H
Are you prepared to treat today's most challenging dental patients? This interactive program equips dental professionals with practical strategies for managing medically complex patients, including those with multiple chronic conditions, polypharmacy, cannabinoid use, or illicit drug exposure. As patient complexity continues to increase, understanding how these factors affect treatment planning, safety, and outcomes is essential. Through engaging case studies and problem-based learning, participants will learn how to recognize risks, adapt treatment approaches, and confidently provide care for even the most challenging patients. Gain practical tools you can put into action immediately to improve outcomes for your patients, your team, and your practice.
Learning Objectives:

- Identify key challenges and risk factors when treating medically complex and illicit drug-using patients.
- Recognize some of the oral signs of illicit drug use and how to better manage these patients.
- Understand the pathophysiology of drug-xerostomia and current treatment options.
- Learn how to help make all of your appointments successful for you, your Team and your patients.



3D Printing in the Dental Practice-Current Application Part 1 (continued at 2:00pm)
Rick Ferguson, DMD
8:30 am – 11:30am
Room: 151 G
Audience: D, A
3D printing is set to revolutionize how we practice dentistry. We will discuss the variety of dental applications including surgical guides, bite splints and nightguards, prototypes, permanent restoration such as inlays, onlays and crowns, dentures, etc.
Learning Objectives:

- Describe digital workflows for surgical guides, temporaries, splints, and dentures.
- Compare in-office and outsourced design workflows and 3D printer options.
- Demonstrate 3D printing and post-processing techniques.
- Apply staining and glazing techniques to 3D-printed restorations.

Thursday, February 18

Audience codes. A-assistant, D-dentist, H-hygienist, O-office staff



Unmasking the Exophytic: Clinical Approaches to Evaluating Soft Tissue Pathology
Bryan Trump, DDS, MS
8:30 am – 11:30 am
Ballroom: A
Audience: D, H
The presentations will cover some of the more common exophytic oral soft tissue lesions seen in dental offices. Proper terminology will be reviewed. Differential diagnoses will be discussed. It is intended to be an interactive course involving problem-solving and critical thinking.
Learning Objectives:

- Learn and review current terminology used in oral pathology.
- Recognize variations from normal and abnormal exophytic soft tissue entities commonly found in the oral and maxillofacial region.
- Discuss different treatments and their outcomes.



My Mouth. My Case. My Lessons: Clinical Decisions & Patient Insights from My Own Full-Mouth Rehabilitation
Flint Tomlinson, DMD
8:30 am – 11:30 am
Room: 250 ABC
Audience: D, A
ARROWHEAD
What happens when a restorative dentist becomes a patient? Dr. Flint Tomlinson shares his personal and professional experience undergoing full-mouth rehabilitation. Combining clinical expertise with firsthand patient insights, he explores diagnosis, treatment planning, restorative decisions, patient communication, occlusal design, provisionalization, and long-term maintenance. Through candid insights from both sides of the chair, attendees will gain valuable perspectives on risk assessment, interdisciplinary care, occlusal design, provisionalization, patient communication, and long-term maintenance. More than a standard case presentation lecture, this course offers a rare opportunity to explore how experiencing treatment as a patient can deepen clinical understanding, improve treatment acceptance, and enhance the delivery of restorative care.
Learning Objectives:

- Develop comprehensive diagnostic and risk-assessment strategies for predictable full-mouth rehabilitation and treatment planning decisions that support long-term restorative success.
- Explore digital workflows, provisionalization, and restorative execution from both the clinician's and patient's perspectives.
- Recognize the impact of experiencing treatment as a patient, including how this perspective can influence communication, diagnosis, and treatment of our own patients.
- Evaluate final restorative outcomes, long-term follow-up, and maintenance protocols, while identifying lasting lessons that can be applied to future patient care.

Thursday, February 18

Audience codes. A-assistant, D-dentist, H-hygienist, O-office staff



Implant Placement for the General Dentist- An Introduction
Brittney Ciszek, DDS, PhD
8:30 am – 10:00 am (continues at 10:15am)
Room: 151 ABC
Audience: D
This course aims to provide an overview of implant placement for dentists who wish to begin placing implants in their office, or those who want a comprehensive overview of key topics related to implant placement.
Learning Objectives:

- Understand the importance of case selection in implantology
- Receive a basic overview of implant surgery protocols
- Improve confidence in placing implants as a general dentist



RX for the Real World
Amber Auger, MPH, RDH
8:30 am – 11:30 am
Ballroom: BD
Audience: H
Rx for the Real World™ is an evidence-based course designed to equip dental professionals with the latest homecare innovations that actually make a difference. From remineralizing agents to salivary stimulants, biofilm disruptors to barrier-protecting rinses, we'll break down the most effective products on the market—and how to implement them based on case presentation, compliance, and clinical outcomes. This practical course goes beyond theory to give you patient-tested recommendations, product comparisons, and scripting to increase case acceptance and improve long-term outcomes.
Learning Objectives:

- Identify common clinical indicators for high-risk conditions such as active caries, xerostomia, periodontal disease, and dentinal hypersensitivity.
- Evaluate innovative homecare products and their active ingredients, including calcium phosphate technologies, xylitol, stannous fluoride, arginine, and biopolymers.
- Differentiate between product delivery systems (e.g., varnishes, sprays, gels, rinses) based on patient needs and compliance potential.
- Develop customized homecare protocols for patients with complex oral health conditions.

Thursday, February 18

Audience codes. A-assistant, D-dentist, H-hygienist, O-office staff



Every Image Counts- Elevate Your FMX
Martin Evers, DDS, MS
8:30 am – 10:00 am
Ballroom: EG
Audience: A
High-quality full mouth series (FMX) radiographs are essential for accurate diagnosis and exceptional patient care. Every image matters, and small improvements in technique can significantly reduce retakes, improve patient comfort, and increase diagnostic value. Participants will review the fundamentals of patient positioning, receptor placement, beam alignment, and exposure techniques while learning to recognize and correct common imaging errors. The course will also discuss strategies for obtaining diagnostically acceptable images in patients with challenging anatomy, strong gag reflexes, tori, limited opening, and other common clinical situations. Attendees will leave with practical skills and increased confidence to consistently produce high-quality FMX radiographs while minimizing patient radiation exposure and maximizing efficiency.
Learning Objectives:
- Apply proper positioning and exposure techniques to consistently produce diagnostically acceptable full mouth series radiographs.
- Recognize common radiographic errors and implement corrective strategies to reduce retakes and improve image quality.
- Optimize radiographic techniques for challenging patients while maximizing comfort, efficiency, and radiation safety.
- Evaluate FMX images for diagnostic quality using a systematic approach before concluding the radiographic examination.



Comprehensive CDT Coding: What Are You Missing?
Greg Grobmyer, DDS
8:30 am – 11:30 am
Ballroom: C
Audience: O, D
Are valuable procedures going unreported—or coded incorrectly? Dr. Greg Grobmyer, Editor-in-Chief of Dr. Charles Blair's *Dental Coding with Confidence*, reveals commonly underutilized CDT codes, frequent coding mistakes, critical documentation gaps, and claim strategies to maximize your legitimate dental reimbursement.
Learning Objectives:
- Identify commonly overlooked and underutilized CDT codes.
- Avoid frequent coding and documentation errors.
- Distinguish between commonly confused procedures and codes.
- Strengthen claims with accurate coding and documentation to improve first-submission payment.

Thursday, February 18

Audience codes. A-assistant, D-dentist, H-hygienist, O-office staff

Achieving New Levels of Success in Endodontic Therapy
Reid Pullen, DDS
8:30 am – 11:30 am
Ballroom: J
Audience: D



From access to achieving a dense three-dimensional fill, you'll learn modern step-by-step procedures for everyday use. You will also learn how to safely and efficiently maneuver around challenging curves to establish a working length and glide path, shape efficiently and effectively and complete the root canal in a timely manner. Take you practice to the next level from core concepts from a fresh perspective by learning how to successfully perform modern, basic techniques and why they are important.

Learning Objectives:

- Creating endodontic access (including calcified cases)
- Negotiating to patency and obtaining an accurate working length
- Performing an ideal glide path
- Efficient shaping, disinfection and obturation

When It's Not the Tooth: Recognizing Trigeminal Neuralgia- and What We Can Do About It
Shervin Rahimpour, MD
9:00 am – 11:00 am
Room: 251 ABC
Audience: D



Trigeminal neuralgia is a severe facial pain disorder that is often mistaken for odontogenic pain, leading to unnecessary dental treatment and delayed diagnosis. Because dentists are frequently the first clinicians to evaluate these patients, they play a key role in early recognition and referral. This lecture will review the distinguishing clinical features of trigeminal neuralgia, common diagnostic pitfalls, and indications for neurological referrals. Participants will also gain an overview of current treatment options, including medical therapy and surgical interventions such as microvascular decompression, percutaneous rhizotomy, and stereotactic radiosurgery.

Learning Objectives:

- Identify the clinical features that distinguish trigeminal neuralgia from odontogenic pain and other orofacial pain conditions and recognize the red flags that warrant referral to a neurologist or neurosurgeon.
- Describe the recommended diagnostic workup for suspected trigeminal neuralgia, including the role of high-resolution MRI in identifying neurovascular conflict.
- Summarize the current medical and surgical treatment options for trigeminal neuralgia including microvascular decompression, percutaneous procedures, and stereotactic radiosurgery and discuss appropriate patient selection and expected outcomes for each.

Thursday, February 18

Audience codes. A–assistant, D–dentist, H–hygienist, O–office staff



Adaptive Dentistry: Complexity Changes the Pathway, Not the Standard
Shannon Weir, DDS
9:00 am – 10:00 am
Room: 150 DEF
Audience: D, H, A
Modern dentistry is built on evidence-based standards, but many patients cannot follow conventional treatment pathways because of medical complexity, disability, behavioral challenges, or functional limitations. Adaptive dentistry does not lower the standard of care—it applies the same biologic principles while modifying the pathway to achieve successful outcomes. Drawing from hospital dentistry and special care practice, this lecture presents practical strategies for adapting prevention, restorative care, behavior guidance, treatment planning, and oral hygiene recommendations for medically complex patients. Through engaging clinical cases and evidence-based discussion, participants will learn a framework for delivering individualized care while maintaining high clinical standards.
Learning Objectives:

- Explain adaptive dentistry and distinguish adaptation from lowering the standard of care.
- Identify medical, behavioral, and functional barriers requiring treatment modifications.
- Develop individualized, evidence-based treatment and preventive strategies.
- Apply adaptive techniques to oral hygiene, restorative care, and treatment planning.



Buffering Brilliance: Optimizing Anesthetic Performance
Mark Donaldson, BSP, ACPR, PHARMD, FASHP, FACHE
10:15 am – 11:45 am
Room: 250 DEF
Audience: D, H
This interactive program explores the benefits of buffering dental local anesthetics with sodium bicarbonate to improve patient comfort and anesthetic performance. Traditional acidic anesthetic solutions can contribute to injection discomfort, delayed onset, and reduced effectiveness in challenging areas. Chairside buffering techniques have evolved, making this approach faster and more practical for everyday use. Participants will learn how buffered anesthetics can provide reduced injection pain, quicker onset, and improved efficacy for routine and complex procedures. Through case studies and problem-based learning, attendees will gain practical strategies to enhance anesthesia delivery and improve the overall patient experience.
Learning Objectives:

- Describe the pharmacology of current commercially available local anesthetics and some of the clinical challenges these drugs represent
- Understand the principles of buffering and how this can provide additional clinical benefits of current commercially available local anesthetics
- Discuss the role of a new one-step solution for buffering local dental anesthetics
- Recognize at least three clinical benefits of buffering current commercially available local anesthetics

Thursday, February 18

Audience codes. A-assistant, D-dentist, H-hygienist, O-office staff



Implant Placement for the General Dentist- Complications and Troubleshooting
Brittney Ciszek, DDS, PhD
10:15 am – 11:45 am (continues at 2:00 pm)
Room: 151 ABC
Audience: D
This course aims to discuss common complications and problems that may arise while planning and/or placing implants, and how to troubleshoot them.
Learning Objectives:

- Understand common complications associated with impantology and learn how to predict when they may occur.
- Develop strategies to solve or troubleshoot problems while placing implants
- Improve overall confidence in implantology via recognition of potential problems and preparedness in managing problems as they arise.



Capture It! Panoramic Imaging
Martin Evers, DDS, MS
10:15 am – 11:45 am
Ballroom: EG
Audience: A
A high-quality panoramic radiograph begins long before the exposure button is pressed. Proper patient preparation, positioning, and attention to detail are essential for producing diagnostically useful images while minimizing the need for retakes. This practical, clinically focused course is designed to help dental assistants strengthen their panoramic imaging skills and consistently achieve high-quality results. Participants will review the principles of panoramic imaging, proper patient positioning techniques, and common positioning and technical errors that affect image quality. Through real clinical examples, attendees will learn to recognize common artifacts and troubleshoot imaging challenges. The course will provide practical tips that can be immediately applied in the dental office to improve image quality, enhance patient experience, and increase confidence when capturing panoramic radiographs.
Learning Objectives:

- Describe the basic principles of panoramic imaging and the factors that influence image quality.
- Demonstrate proper patient preparation and positioning techniques to obtain diagnostically acceptable panoramic radiographs.
- Recognize common positioning errors, artifacts, and technical mistakes, and implement corrective strategies to reduce retakes.
- Evaluate panoramic radiographs using a systematic approach to determine diagnostic quality before releasing the patient

Thursday, February 18

Audience codes. A-assistant, D-dentist, H-hygienist, O-office staff



All on X Simplified: Using Photogrammetry and Analog Systems (repeats Friday at 2:00 pm)
George Organov
10:30 am – 11:30 am
Room: 150 DEF
Audience: D

Every dentist wants to perform All-on-X cases with confidence. This course explores photogrammetry, a major advancement in digital implant dentistry that improves accuracy and predictability in full-arch restorations. Participants will learn the fundamentals of photogrammetry, how it compares with traditional impressions and intraoral scanning, and why it is increasingly used to capture implant positions. The course also introduces a proven analog technique that provides critical implant position data without requiring a photogrammetry system. Attendees will gain practical techniques to improve the predictability of their All-on-X workflow, whether they are just getting started or refining their existing approach.

Learning Objectives:

- Understand what photogrammetry is and how it is used in digital dentistry.
- Recognize why photogrammetry is important for full-arch and All-on-X restorations
- Identify and acquire the necessary date for an accurate and successful photogrammetry workflow
- Understand analog alternatives and learn how to use an analog system when photogrammetry is not available.



Thursday, February 18

Audience codes. A-assistant, D-dentist, H-hygienist, O-office staff

LOCAL SPEAKER SERIES

Room 150 G



Soft Tissue Grafting: Diagnosis to Decision-Making, Past to Present
Ryan Johnson, DMD, MSD
9:00 am – 10:00 am
Audience: D, H
Soft tissue grafting decisions sit at the intersection of diagnosis, esthetics, and long-term periodontal and peri-implant stability — yet the criteria for when to graft, which technique to use, and how to predict outcomes remain a source of real clinical uncertainty. This course walks through a practical, evidence-informed framework for evaluating soft tissue deficiencies in both natural dentition and implant sites, from initial diagnosis through prognosis and technique selection. Attendees will review the evolution of grafting techniques — from classic free gingival and connective tissue grafts to modern tunneling and minimally invasive approaches — alongside current research shaping where the field is headed.

Learning Objectives:

- To identify the diagnosis criteria (gingival phenotype, keratinized tissue width, recession classification) used to determine when soft tissue grafting is indicated in natural dentition and at implant sites.
- To compare classic and contemporary grafting techniques- including free gingival grafts, tunneling, and coronally positioned flaps- with respect to their indications, advantages, and limitations.
- To evaluate current research and emerging trends in soft tissue grafting including biomaterials and evolving surgical approaches, and their implications for clinical practice.
- To apply a prognosis-based approach to treatment planning that accounts for patient risk factors, esthetic demands, and long-term tissue stability.

ADA®

Thursday, February 18

Audience codes. A-assistant, D-dentist, H-hygienist, O-office staff

LOCAL SPEAKER SERIES

Room 150 G



TMJ Meets AI: A Smarter Approach to Screening, Diagnosis, and Documentation
Allen J. Davis, DMD
10:30 am – 11:30 am
Audience: D
Temporomandibular disorders (TMD) affect many adults, yet TMJ and orofacial pain screening remains inconsistent in general dental practice. This course introduces the validated DC/TMD Axis I screening protocol and explores how artificial intelligence is transforming the timing nd process of screening. Attendees will see how AI-assisted pre-visit questionnaires can identify TMD risk, generate structured SOAP notes, and transfer documentation into the practice EHR—all while maintaining provider oversight and clinical judgment. Through real-world workflows and a live demonstration, participants will gain a practical framework for consistent TMD screening and evaluating AI-assisted tools for use in general dentistry.
Learning Objectives:

- Describe the DC/TMD Axis I screening protocol and its role in identifying patients at risk for temporomandibular disorders and orofacial pain.
- Identify the most common barriers to consistent TMJ/orofacial pain screening in high-volume general practice.
- Explain how AI-driven pre-visit patient intake can standardize validated screening instruments and generate structured, provider-reviewed clinical documentation (SOAP notes).



Thursday, February 18

Audience codes. A-assistant, D-dentist, H-hygienist, O-office staff

GOLDEN SPIKE SPEAKER SERIES

Room 150 ABC



Safeguarding Wealth: Proper Use of Legally Entities
for Lawsuit Protection & Tax Reduction
Leland McKay with Legally Mine
10:30 am – 11:30 am
Audience: D, H, A, O

Join us for a comprehensive session where we'll explore proven strategies to protect your assets, optimize tax planning, and build a strong estate plan. Gain practical insights into asset protection, effective tax-saving techniques, and the value of proactive estate planning, all tailored specifically for Dentists to help secure the future of your practice.

Learning Objectives:

- Learn powerful techniques to safeguard both personal and business assets from any lawsuit, ensuring your wealth is secured from every possible angle.
- Understand how to eliminate the distractions of malpractice defense and concentrate solely on providing exceptional care for your patients.
- Discover how to lower your income tax liabilities using little-known, legally backed strategies that have been proven to maximize savings and protect your wealth.
- Master the proper application of trusts, LLC's partnerships and other essential legal tools to safeguard your assets and optimize your financial future.



Protecting Your Business: Top Cybersecurity Measures Every Dental Practice Should Implement
Craig Peterson with Digital DataComm
12:00 pm – 1:00 pm
Audience: D, H, A, O

Dental practices face growing cybersecurity threats that can compromise sensitive patient information, disrupt operations, and create costly consequences. This session explores essential cybersecurity measures, including the risks of data breaches and shared email accounts, effective data backups for rapid recovery, and security awareness training to help protect your practice.

Learning Objectives:

- Identify the financial, operational, and compliance risks associated with cybersecurity breaches in dental practices.
- Explain the security risks of shared email accounts and the benefits of individual user accounts.
- Recognize effective backup strategies that support timely data recovery and minimize downtime.
- Describe how security awareness training can help dental teams identify threats and strengthen cybersecurity practices.

Thursday, February 18

Audience codes. A-assistant, D-dentist, H-hygienist, O-office staff

HANDS-ON WORKSHOP



ACLS Certification- American Heart Association Heartcode®
ACLS Skills Pass Off
Limited to 6 participants
Cost: $150.00 Register at: www.uda.org

Micah Baker, MSN, RN, NPD-BC
8:30 am – 11:30 am
Room: 151 F
Audience: D
This is a skills session pass off for the Advanced Cardiac Life Support certification from the American Heart Association. Participants will demonstrate the following skills according to the American Heart Association ACLS guidelines.
Learning Objectives:

- High-quality basic life support skills including chest compressions and defibrillation.
- Airway management.
- Megacode team lead.

Prior to this workshop, participants must go to the AHA website then purchase ($178.00) and complete the online HeartCode® ACLS materials prior to this pass off session: https://shopcpr.heart.org/heartcode-acls



CPR and BLS Certification
Limited to 50 participants
Cost: $50.00 Register at: www.uda.org

Gabriel Cowley
9:00 am – 10:30 am (repeats at 2:00 pm)
Room: 151 DE
Complete your basic lifesaving, BLS certification which is required every two years for licensure, for you and your staff while at the convention. This hands-on course provides the latest information and training based on current BLS guidelines. Participants will practice essential lifesaving skills using CPR training simulators and automated external defibrillators (AEDs). Participants who successfully complete the course will receive a BLS certification card.
Learning Objectives:

- Learn adult and pediatric CPR using 30 compressions followed by 2 rescue breaths.
- Identify when to use two-rescuer CPR techniques and a bag-mask device.
- Recognize and respond appropriately to foreign-body airway obstructions.

Thursday, February 18

Audience codes. A-assistant, D-dentist, H-hygienist, O-office staff

TEAM LUNCHEON



12:00 pm – 1:45 pm
Marriott City Creek Hotel
75 S. West Temple
Admission by ticket only
Cost: $39.00

Call Your Shot
Ben Kjar
Call Your Shot is a high-energy, inspiring keynote that challenges people to stop settling for average and start intentionally creating the life and results they want. Through powerful storytelling, humor, and practical strategies, Ben Kjar teaches his 3XSC Framework: Call Your Shot by clearly defining what you want, Enlist Shot Callers who will challenge and hold you accountable, and Set a Shot Clock that creates urgency through a clear deadline. Participants leave ready to disobey average, take ownership, and turn bold goals into action.

Ben Kjar was born with Crouzon Syndrome, a rare craniofacial condition, but chose to rise above every challenge and Standout! A Division I Wrestling All-American at Utah Valley University, Ben later represented the U.S. at the World Championships, becoming a Greco-Roman World Champion and Freestyle Wrestling silver medalist. Today, Ben is an international speaker and thought leader, inspiring individuals and organizations to Call Their Shot, set bold goals, build accountability, and achieve what once seemed impossible.

Luncheon seating will be assigned at the time of registration. To ensure your group is seated together, all tickets for your group must be purchased together. Each table seats 10 guests. Luncheon tickets will be included in attendees' registration bags.



Beyond the Brush: Applying the Science of Oral Hygiene to Medically Complex Patients
Shannon Weir, DDS
12:00 pm – 1:30 pm
Ballroom: BD
Audience: H
Standard oral hygiene instructions do not work for every patient. Physical disability, cognitive impairment, sensory aversion, xerostomia, dysphagia, tube feeding, medication effects, and caregiver dependence can make conventional recommendations unrealistic or ineffective. This course provides dental hygienists with a practical framework for developing individualized oral hygiene plans. Participants will learn to identify barriers to effective biofilm control, apply the science behind plaque disruption and disease prevention, and select realistic strategies that match each patient's abilities, disease risk, and caregiver support. Clinical examples and adaptive techniques will demonstrate how small changes can significantly improve oral health outcomes.

Thursday, February 18

Audience codes. A-assistant, D-dentist, H-hygienist, O-office staff

Learning Objectives:

- Identify barriers that interfere with effective oral hygiene.
- Explain principles of biofilm control, caries prevention, periodontal health, and salivary protection.
- Develop individualized oral hygiene plans using appropriate adaptive devices and preventive therapies.
- Educate caregivers on practical strategies for consistent, effective daily oral care.

Offensive Dentistry
Brian Novy, DDS
2:00 pm – 4:00 pm
Ballroom: EF
Audience: D, H



Let's face it, sitting through a lecture about dental caries or caries risk assessment isn't appealing (in fact it sounds downright boring). However, the science of clinical cariology is beginning to have an impact on restorative techniques and technology. Learn how to make *Streptococcus mutans* eat its own glucan when facing an armamentarium with much more than an electronegative anion and really fast diamonds.

Learning Objectives:

- Intervene medically in the caries process
- Control patient caries risk with focused therapeutics
- Change behaviors to minimize recurrent decay
- Improve the prognosis of restorative treatment

Money Makes the World Go Round- Drugs Can Make It Spin
Mark Donaldson, BSP, ACPR, PHARMD, FASHP, FACHE
2:00 pm – 3:30 pm
Room: 250 DEF
Audience: D



This interactive program explores the impact of polypharmacy, drug interactions, and safe prescribing practices in dentistry. With many patients taking prescription medications, supplements, and over-the-counter products, understanding potential interactions is essential for every practice. Participants will review common drug interactions, their management, and strategies for making informed prescribing decisions. Through case studies, problem-based learning, and database demonstrations, attendees will gain practical tools to improve medication safety and patient care. The course emphasizes the importance of recognizing risks and ensuring every prescription supports the best possible clinical outcomes.

Learning Objectives:

- Explain the principles of drug metabolism, including the role of hepatic cytochrome P450 isoenzymes and mechanisms of enzyme induction and inhibition.
- Identify clinically significant drug-drug and drug-herbal interactions, including disease states associated with induced or inhibited drug metabolism.
- Apply strategies to prevent, recognize, and manage clinically significant drug interactions.
- Utilize reputable drug information databases and references to evaluate drug therapies, metabolism, and potential drug-herbal interactions.

Thursday, February 18

Audience codes. A-assistant, D-dentist, H-hygienist, O-office staff



3D Printing in the Dental Practice- Current Applications Part 2 (continued from morning)
Rick Ferguson, DMD
2:00 pm – 4:00 pm
Room: 151 G
Audience: D, A
3D printing is set to revolutionize how we practice dentistry. We will discuss the variety of dental applications including surgical guides, Bite splints and nightguards, prototypes, permanent restoration such as inlays, onlays and crowns, dentures, etc.
Learning Objectives:

- Workflows for surgical guides, temporary restorations, bite splints, and dentures, including required data sets and design options for in-office versus outsourced production.
- Types of 3D printers including pricing and applications for each
- Live demonstrations of 3D printing and post processing
- Staining and glazing of 3D printed restorations



Bones, Bubbles, and Borders: Decoding Radiographic Patterns in the Jaws
Bryan Trump, DDS, MS
2:00 pm – 4:00 pm
Ballroom: A
Audience: D, H
The presentations will cover some of the radiographic lesions seen in dental offices and distinguish them based on radiographic presentation. Proper terminology will be reviewed. Differential diagnoses will be discussed. It is intended to be an interactive course involving problem-solving and critical thinking.
Learning Objectives:

- Learn and review current terminology used in oral pathology.
- Recognize variations from normal and abnormal radiographic entities commonly found in the oral and maxillofacial region.
- Discuss different treatments and their outcomes.



From Guesswork to Precision: A General Dentist's Journey to Predictable Margins
Jorge Zapata, DDS
2:00 pm – 4:00 pm
Ballroom: J
Audience: D, A
This lecture outlines how the introduction of magnification revolutionized my general dentistry practice. From hidden anatomy to managing tissue and verifying margins, you will learn practical protocols for endo, restorative, surgery and perio that reduce remakes and improve outcomes. The focus: giving you the details you need to deliver the margins you always wanted.
Learning Objectives:

- Describe how to create better margins.
- Delineate step-by-step protocols for achieving hemostasis.
- Describe how magnification can be integrated into every area of dentistry.

Thursday, February 18

Audience codes. A-assistant, D-dentist, H-hygienist, O-office staff



Implant Placement for the General Dentist- A Review of the Current Literature
Brittney Ciszek, DDS, PhD
2:00 pm – 4:00 pm
Room: 151 ABC
Audience: D
This course aims to review best practices in implantology, encouraging doctors to stay up to date on the latest literature, techniques, technology, and evidence.
Learning Objectives:

- Review best practices for implantology based on the most recent and current dental implant literature.
- Review the latest and greatest in implant technology, and how to best apply it in practice.
- Learn to use current data and literature to inform and make clinical decisions in implantology practice.





From Washington to Wall Street: Key Trends Reshaping the Dental Practice Landscape
Marko Vujicek, PhD
James Schulz
2:00 pm – 4:00 pm
Room: 251 ABC
Audience: D, H
This session will summarize major trends reforming the dental practice landscape, including key economic trends, federal and state policy reforms, consumer spending shifts, and changes in the dental practice model. The data-rich discussion will bring together national and Utah-level data, where available. We will then turn to the future, discussing the opportunities and challenges for oral health within the broader health care environment in the US. The session will be data-driven, highly interactive, and probably a bit uncomfortable!
Learning Objectives:

- Provide a broad overview of the state of the dental economy, including dentist economic confidence, net income trends, practice model changes
- Highlight key trends in dental spending, practice modality, reimbursement rates, in Utah and how these are impacting dental practices
- Understand how the ADA, in collaboration with state associations, is driving key reforms in Washington and in states

Thursday, February 18

Audience codes. A–assistant, D–dentist, H–hygienist, O–office staff



Hormones and Hygiene
Amber Auger, MPH, RDH
2:00 pm – 4:00 pm
Ballroom: BD
Audience: D, H, A

Hormones & Hygiene™ is an integrative course exploring the connection between hormonal shifts and oral health in female patients, especially during perimenopause and menopause. Learn to recognize oral signs of hormonal imbalance, understand their systemic impact, and apply evidence-informed, functional strategies to support whole-body wellness. From mineral depletion to inflammation and detoxification, this course empowers dental professionals with practical tools, patient-centered scripts, and prevention-focused insights to elevate care through every stage of a woman's hormonal journey.

Learning Objectives:

- Recognize oral manifestations associated with hormonal fluctuations, including perimenopause and menopause.
- Explain the root cause connections between mineral depletion, detoxification, and hormonal imbalance.
- Evaluate the role of sleep, stress, and lifestyle on hormonal regulation and oral-systemic inflammation.
- Apply patient-centered strategies and scripts to support hormonal health within the dental hygiene scope.



Treating the Untreatable: Lessons From Hospital Dentistry & Special Care Practice
Shannon Weir, DDS
2:00 pm – 3:00 pm
Room: 150 DEF
Audience: D, H, A

Some patients struggle to find a provider willing to provide comprehensive dental care because of complex medical conditions, disabilities, behavioral challenges, or previous failed attempts at care. Yet with thoughtful planning, adaptation, and the right clinical approach, many of these barriers can be overcome. Through compelling cases from hospital dentistry and special care practice, attendees will explore practical strategies for treating medically complex patients in both private practice and hospital settings. This fast-paced, image-rich lecture emphasizes real-world decision-making, creative problem solving, and immediately applicable techniques that can help clinicians confidently care for patients they may have previously referred elsewhere.

Learning Objectives:

- Identify common barriers to dental care for medically complex and special needs patients and strategies to improve access.
- Apply practical clinical adaptations for communication, positioning, behavior guidance, treatment planning, and procedural delivery.
- Evaluate complex hospital dentistry cases to support clinical decision-making for restorative, surgical, and emergency care.
- Determine when treatment modifications, including sedation, general anesthesia, interdisciplinary collaboration, or hospital-based care, are appropriate and incorporate evidence-based special care dentistry principles into practice.

Thursday, February 18

Audience codes. A-assistant, D-dentist, H-hygienist, O-office staff



Future Proofing the Dental Assistant: Thriving in an AI Powered, Digital Dental Practice
LaShae Steele, CDA
2:00 pm – 4:00 pm
Ballroom: EG
Audience: A
Artificial intelligence and digital technology are transforming dentistry—and the role of the dental assistant has never been more exciting. Discover how AI, digital workflows, intraoral scanning, CAD/CAM, 3D printing, and other emerging technologies are reshaping patient care and creating new opportunities for today's dental assistant. Through practical strategies and real-world applications, you'll gain the confidence and skills to embrace innovation, elevate your value, and become an indispensable member of the modern dental team.
Learning Objectives:

- Explore how AI and emerging digital technologies are transforming clinical workflows and expanding the role of the dental assistant.
- Apply practical strategies to improve efficiency, patient communication, and overall practice success through modern technology.
- Develop the confidence, adaptability, and leadership skills needed to thrive and future-proof their career in an ever-evolving dental profession.



The Dental Coding Update: Recent CDT Changes You Need to Know!
Greg Grobmyer, DDS
2:00 pm – 4:00 pm
Ballroom: C
Audience: O, D
Keep up to date on the latest code changes with Dr. Greg Grobmyer, Chief Editor of Dr. Charles Blair's renowned book "Dental Coding with Confidence." This entertaining and informative course discusses recent changes and updates to the CDT code set. It also outlines critical documentation concepts and common errors that could impact your bottom line.
Learning Objectives:

- Discover the 67 recent updates to the CDT code set that will impact your practice!
- Understand the rationale behind the 2026 CDT code changes and how they impact dental procedures
- Obtain practical insights for seamlessly integrating the new CDT codes into your daily workflow, ensuring compliance and maximizing reimbursement.
- Discuss Insurance Administration misconceptions that put your practice at risk.

Thursday, February 18

Audience codes. A–assistant, D–dentist, H–hygienist, O–office staff

LOCAL SPEAKER SERIES

Room 150 G



Utah Medicaid Dental Program
Julie Ewing
2:00 pm – 3:00 pm
Audience: D, H, O
The session will provide a comprehensive overview of the Utah Medicaid dental program's vision and recent updates. We will explore key policy changes, including reimbursement structures and new covered services, as well as broader program updates that impact dental care. The presentation will highlight the valuable opportunity for dentists to serve the community while ensuring fair compensation and a financially productive practice.

Learning Objectives:

- Understand the vision and policy updates of Utah Medicaid's dental program, including how it provides a productive way to treat underserved communities.
- Identify key updates to dental policies and overall program changes that directly impact their practice, such as reimbursement and billing.
- Explain the benefits of becoming a Medicaid-associated provider, including fair compensation and an expanded patient base.



Connecting Utah for Better Oral Health
Lorna Koci
3:30 pm – 4:30 pm
Audience: D, H
Oral Health is an essential part of overall health, and improving oral health in Utah requires collaboration among dental professionals, public health partners, community organizations, and other stakeholders.
In this presentation, Lorna Koci will introduce the Utah Oral Health Alliance and its efforts to bring partners together to increase oral health awareness, strengthen prevention and education, and improve access to oral health care across the state. Attendees will also learn about Your Smile Matters, a statewide outreach and education campaign designed to provide Utah communities with practical oral health information and resources.
Discover what is happening across Utah, how these initiatives are reaching schools and communities, and how dental professionals can play an active role in improving oral health throughout the state.

Learning Objectives:

- Describe the mission and priorities of the Utah Oral Health Alliance and the purpose of the Your Smile Matters campaign.
- Identify current oral health education, prevention, and community outreach efforts taking place throughout Utah.
- Explore opportunities for dental professionals to become involved in community outreach and support improved oral health in their local communities.

Thursday, February 18

Audience codes. A-assistant, D-dentist, H-hygienist, O-office staff

GOLDEN SPIKE SPEAKER SERIES

Room 150 ABC



Employee Benefits: How to Attract and Keep the Best Employees with Benefits

Kelly Zitting with Partner Alliance Advisors

1:30 pm - 2:30 pm

Audience: D

Learn how to build an employee benefits package that supports your team while protecting your business. This course will cover how to maximize health insurance benefits, maintain compliance, and help employees access affordable coverage they can use.

Explore strategies to protect both employees and business owners from financial hardship due to illness, injury, or disability, along with practical approaches to funding retirement for yourself and your employees.

Learning Objectives:

- Identify strategies to maximize health insurance benefits and offer coverage that meets employees' needs.
- Recognize key compliance requirements related to employee benefits.
- Evaluate options for affordable health insurance and financial protection against illness, injury, or disability.
- Identify strategies to fund retirement plans for themselves and their employees.



Thursday, February 18

Audience codes. A-assistant, D-dentist, H-hygienist, O-office staff

HANDS-ON WORKSHOP



21st Century Laser-Assisted Dentistry
Anthony Cardoza, DDS, D-ABFO
Limited to 24 participants
Cost: $100.00 Register at: www.uda.org

2:00 pm – 4:00 pm
Room: 251 F
Audience: D

Take your practice to a higher level by integrating new laser technology. This hands-on workshop is for the dentist and covers various laser applications. It will be taught by a certified laser dentist. This program covers laser applications, safety, and physics. Participants will experience hands-on lasers using pig jaws and teeth for both soft tissue and hard tissue applications.

Learning Objectives:

- Understand basic laser safety and physics.
- Learn clinical applications of dental hard tissue and soft tissue lasers.
- Use the laser (hands on) in a simulated dental hard and soft tissue environment.



Dentsply Endo Workshop
Achieving New Levels of Success in Endodontic Therapy
Limited to 40 participants
Cost: $75.00 Register at: www.uda.org

Reid Pullen, DDS
2:00 pm – 4:00 pm
Room: 253 AB
Audience: D

From access to achieving a dense three-dimensional fill, you'll learn modern step-by-step procedures for everyday use. You will also learn how to safely and efficiently maneuver around challenging curves to establish a working length and glide path, shape efficiently and effectively and complete the root canal in a timely manner. Take you practice to the next level from core concepts from a fresh perspective by learning how to successfully perform modern, basic techniques and why they are important. This hands-on workshop will cover the 5 main pillars of endodontics plus reciprocation shaping.

Learning Objectives:

- Creating endodontic access (including calcified cases)
- Negotiating to patency and obtaining an accurate working length
- Performing an ideal glide path
- Efficient shaping, disinfection and obturation
- Shaping with reciprocation

Thursday, February 18

Audience codes. A-assistant, D-dentist, H-hygienist, O-office staff

HANDS-ON WORKSHOP



CPR and BLS Certification
Limited to 50 participants
Cost: $50.00 Register at: www.uda.org

Gabriel Cowley
2:00 pm – 3:30 pm
Room: 151 DE
Complete your basic lifesaving, BLS certification which is required every two years for licensure, for you and your staff while at the convention. This hands-on course provides the latest information and training based on current BLS guidelines. Participants will practice essential lifesaving skills using CPR training simulators and automated external defibrillators (AEDs). Participants who successfully complete the course will receive a BLS certification card.

Learning Objectives:

- Learn adult and pediatric CPR using 30 compressions followed by 2 rescue breaths.
- Identify when to use two-rescuer CPR techniques and a bag-mask device.
- Recognize and respond appropriately to foreign-body airway obstructions

Scientific Poster Session
3:00 pm – 5:00 pm
Back of Exhibit Hall C
Discover the exciting advancements shaping the future of dentistry by exploring the latest research from Utah's dental education programs. **Support our state's dental students and residents** as they showcase their research, innovative ideas, and clinical findings through scientific poster presentations.



Hear from student clinicians preparing to present their research at the American Academy of Dental Research annual meeting, while also learning from local dental residents as they share current research and clinical practices. **Attend the Poster Session, support the next generation of dental professionals, and earn 1 hour of CE credit while you learn!**

Thursday, February 18

Audience codes. A-assistant, D-dentist, H-hygienist, O-office staff

UDA New Dentist Committee

Our committee's mission is to increase engagement and involvement among early-career dentists while serving as strong advocates for their needs here in Utah. If you're interested in getting more involved, we would love to connect with you—your voice and perspective are always welcome at the UDA.

As you begin your professional journey, please don't hesitate to reach out if there are ways we can support you. This opportunity is open to all early-career dentists as well as D4 dental students, and we look forward to meeting you!

UDA Reference Committee
4:30 - 6:00 pm
Room: 250 ABC

Exhibit Hall Closes 5:00 pm




UTAH
GRAND BALLROOM

Friday, February 19

Audience codes. A-assistant, D-dentist, H-hygienist, O-office staff

Exhibit Hall Opens
8:00 am

International College of Dentists and American College of Dentists
7:00 am Breakfast at Marriott City Creek
75 S West Temple, SLC

ICD Contact: Dr. Keith Warr	email: kwarr@warrdental.com	text: (801)870-9719
ACD Contact: Dr. David Prince	email: dprincedds@hotmail.com	text: (801)234-0101

Utah Dental Association Alliance Luncheon

The Alliance of the Utah Dental Association invites partners of dental members to join them for a delicious lunch buffet, door prizes, and time to connect and socialize, while participating in a service project benefiting Utah families.



Friday, February 19, 2027
11:30am – 1:30pm
Marriott City Creek Hotel Ballroom
75 S West Temple, SLC

$25.00 (DOES NOT INCLUDE CONVENTION REGISTRATION)
Please pay and register through Venmo: @audautah (look for the AUDA logo)
For questions, email Dixie Lou Poole: dixielsp@gmail.com



Friday, February 19

Audience codes. A–assistant, D–dentist, H–hygienist, O–office staff



"Weed Will, Weed Will Rock You!": The Fall and Rise of Cannabis What We Don't Know... That We Wish We Did Know... About the Use of Cannabis & Vaping
Tom Viola, R.Ph., CCP, CDE, CPMP
8:30 am – 10:00 am
Ballroom: FH
Audience: D, H, A, O
Cannabis remains federally illegal despite widespread state-level legalization and decriminalization for medical and recreational use. This program will introduce dental professionals to cannabis pharmacology, including dosage forms, routes of administration, and adverse reactions. Emphasis will be placed on cannabis's effects on oral health and dental treatment, as well as its proposed applications in dentistry for managing patient anxiety and odontogenic pain.
Learning Objectives:

- Discuss the history and various types of cannabis, as well as its current legal status.
- Describe the pharmacology of cannabis, including its mechanism of action, routes of administration, available formulations and proposed uses in dentistry.
- Explain the clinical considerations of cannabis use, including adverse reactions, drug interactions, contraindications, and effects on major organ systems.
- Explore the dental considerations of cannabis, including potential treatment modifications, and strategies for patient care planning.



Oh the Pus! Oh the Pain! Appropriate Antibiotic Prescribing- Part 1
Mark Donaldson, BSP, ACPR, PHARMD, FASHP, FACHE
8:30 am - 10:00 am (continues at 10:15 am)
Room: 250 DEF
Audience: D, H, A
This interactive continuing education program provides practical, evidence-based tools to improve prescribing in dental practice. Participants will gain confidence in selecting appropriate antibiotics, understanding current guidelines, and reducing unnecessary opioid exposure while delivering effective patient care. The course explores antibiotic stewardship, evolving recommendations for prophylaxis, and responsible prescribing practices. Through case studies and problem-based learning, attendees will address real-world challenges and develop strategies they can apply immediately. Part 1 focuses on appropriate antibiotic prescribing, helping dentists provide safe, effective, and guideline-driven treatment for their patients.
Learning Objectives:

- Discuss the pathophysiology of pain as it relates to dentistry.
- Understand the perfect analgesic recipe to keep (almost) all of your patients out of pain – first time, every time.
- Describe the different types of antibiotics available and how to match the right drug to the right bug.
- Know the appropriate approach to patients at risk of SBE and which of your orthopedic patients really require antibiotic prophylaxis.

Friday, February 19

Audience codes. A–assistant, D–dentist, H–hygienist, O–office staff



The Intelligent Dental Practice: Harnessing AI and Digital Transformation
Danielle Brown, DDS
8:30 am – 11:30 am
Room: 251 DEF
Audience: D, A

Glidewell

Discover how artificial intelligence, 3D printing, digital smile design, and chairside milling are transforming modern dentistry. This course explores the integration of advanced digital technologies into diagnostics, treatment planning, restorative and cosmetic procedures, and prosthetic fabrication. Participants will learn how digital workflows can enhance efficiency, precision, predictability, and patient experience while gaining practical insights into adopting innovative technologies to deliver high-quality, state-of-the-art dental care.

Learning Objectives:

- Understand the role of AI in dentistry
- Understand the future of chairside milling
- Explore the advancements in 3D printing and Digital Smile Design
- Learn how to combine both chairside and lab-made dentistry into one, cohesive workflow to deliver your patients optimal results



CBCT: Slice is Nice
Martin Evers, DDS, MS
8:30 am – 11:30 am
Room: 251 ABC
Audience: D

Through a series of clinical cases, participants will review normal maxillofacial anatomy, recognize common radiographic findings, and identify pathologic conditions and incidental findings that may significantly impact patient care. The course will highlight the importance of evaluating the entire CBCT dataset—not just the region of clinical interest—to improve diagnostic accuracy and facilitate appropriate patient referral when necessary. Attendees will also explore how CBCT findings contribute to interdisciplinary treatment planning with practical strategies that can be immediately incorporated into everyday clinical practice.

Learning Objectives:

- Interpret CBCT volumes using a systematic approach to image review.
- Recognize normal anatomic structures and common radiographic findings on CBCT examinations.
- Identify common pathologic conditions and incidental findings that may influence diagnosis, treatment planning, and patient referral.
- Integrate CBCT findings into interdisciplinary treatment planning.

Friday, February 19

Audience codes. A-assistant, D-dentist, H-hygienist, O-office staff



Sleep Apnea: Wake Up To The Problem!
Erin Elliott, DDS
8:30 am – 10:00 am
Ballroom: J
Audience: D
Obstructive sleep apnea is often undiagnosed, yet dentists are uniquely positioned to identify and help treat this serious condition. This practical, interactive course provides a real-world approach to incorporating sleep apnea screening and treatment into general dental practice. Attendees will explore proven techniques and a streamlined workflow focused on four essential steps—Awareness, Diagnosis, Financials, and Treatment—to improve patient health and quality of life while successfully integrating sleep medicine into their practice.
Learning Objectives:
- Overview of sleep and sleep apnea
- Signs, symptoms, and health consequences of untreated sleep apnea
- Create awareness in the hygiene department
- Overview of treatment options



Sedation Safety: Preparation, Prevention & Emergency Response
Benjamin Quenzer, MD
8:30 am – 11:30 am
Room: 151 G
Audience: D, H, A, O
Hours from this course qualify toward DOPL's sedation specific CE requirements for Utah license renewal.
Dr. Quenzer will provide dental professionals with practical strategies for improving patient safety before, during, and after sedation. Through an interactive discussion, Dr. Quenzer will help participants explore common risk factors, medical history red flags, and potential complications associated with sedation. This course will focus on practical preparation and prevention, including reviewing emergency medications, supplies, and equipment, and identifying common mistakes that can increase patient risk. Participants will gain a better understanding of how thoughtful preparation, early recognition of potential problems, and an appropriate emergency response can help dental teams provide safer care when unexpected situations arise.
Learning Objectives:
- Participate in an interactive discussion with an anesthesiologist drawing on nearly 20 years of clinical experience in dental anesthesia and patient safety.
- Review common red flags in medical histories
- Review of emergency supplies and equipment for proper preparation
- Identify common mistakes in administering sedation and learn how to avoid them.

Friday, February 16

Audience codes. A-assistant, D-dentist, H-hygienist, O-office staff



Dispelling the "CSI Effect" Myth: An Overview of Contemporary Forensic Dentistry
Anthony Cardoza, DDS, D-ABFO
8:30 am – 11:30 am
Ballroom: EG
Audience: D, A, H

Because of the current popularity of forensic faire in television, the general public is getting a skewed view of the true nature of forensic investigation. This issue is commonly known as the "CSI effect". In this seminar, Dr. Cardoza will dispel this myth as it relates to forensic odontology. Topics will include forensic dental identification of decedents of varying postmortem states including: skeletal, fragmented, decomposed, burned remains and pattern injuries as they relate to bite mark investigation not only in human bites but animal bites as well.

Learning Objectives:

- Identify the various roles of forensic dentists in assisting law enforcement and death investigation agencies.
- Describe the use of dental records, radiographs, and other methods in forensic dental identification.
- Recognize the forensic value of dental records maintained in a dental practice.
- Explain how dental professionals can appropriately collaborate with the legal system during forensic investigations.



Progressive Periodontal Therapy: A Comprehensive Approach to Periodontal Management
Amber Auger, MPH, RDH
8:30 am – 11:30 am
Ballroom: BD
Audience: H

Identifying disease at its earliest stages is essential to prevent the progression of oral and systemic diseases. Proper classification of a patient's risk factors and potential rate of progression enables the dental hygienist's role to be fully maximized. This creates a practice that is in full alignment with the standard of care, resulting in raving patients and a thriving practice.

Learning Objectives:

- Apply the 2017 AAP periodontal classifications to assess cases and develop stage- and grade-appropriate treatment recommendations.
- Evaluate communication strategies and chair-side innovations that improve patient acceptance, experience, and compliance with recommended care.
- Discover common billing errors that prevent insurance coverage
- Identify best practices of power instrumentation and the latest hand scaling techniques home

Friday, February 19

Audience codes. A-assistant, D-dentist, H-hygienist, O-office staff



Elevate Your Hygiene Game: A Hygienists Guide to Laser Therapy
Crystal Barnes, RDH
8:30 am – 11:30 am
Room: 151 ABC
Audience: H

This course provides dental hygienists with an introduction to soft tissue diode laser therapy and how it can enhance clinical care. This course covers laser fundamentals, benefits, safety protocols and clinical applications using a diode laser with a focus on practical techniques to provide for hygienists to support and incorporate into their clinical practice.

Learning Objectives:

- Understand the science behind 810 nm and 980 nm diode laser wavelengths and their interaction with oral soft tissues.
- Identify clinical applications of dual-wavelength diode laser therapy in periodontal and soft tissue procedures.
- Explain the mechanisms associated with laser-assisted bacterial reduction and periodontal pocket decontamination.
- Evaluate current evidence supporting the adjunctive use of diode lasers in nonsurgical periodontal therapy.
- Apply principles for the safe and appropriate integration of diode laser therapy into clinical hygiene practice.



Pulp Therapy in Pediatric Dentistry
Brian Hodgson, DDS
8:30 am – 10:00 am
Room: 150 DEF
Audience: D, A

This course is designed to educate both the general dentist and pediatric dentist on the philosophy and techniques of pulp therapy in the primary and young permanent dentition. The course will review the American Academy of Pediatric Dentistry's Clinical Guidelines and provide helpful information on the completion of the techniques recommended in those documents.

Learning Objectives:

- Understand and be able to apply the pulp therapy techniques used in pediatric dentistry.
- Understand and apply the diagnostic skills necessary to accurately diagnose pulpal pathoses.
- Understand and apply the literature supporting indirect pulp capping.
- Understand and apply the literature supporting the use of calcium silicate cements in pulp therapy for primary and young permanent teeth.

Friday, February 19

Audience codes. A-assistant, D-dentist, H-hygienist, O-office staff



The Best Uses For AI in Your Practice Right Now
Rusty Curtis
8:30 am – 10:00 am
Ballroom: C
Audience: O, D
AI is evolving at a staggering pace, but most dentists are still trying to figure out where it actually belongs in their practice. "The Best Uses for AI in Your Practice Right Now" cuts through the hype and focuses on the applications that can genuinely save time, improve marketing, elevate the patient experience, and make your team more effective. This energizing course will show attendees where AI can create meaningful leverage today—and where it's simply a distraction. In short, attendees will learn how to put AI to work in the places where it can make the biggest difference, without adding unnecessary complexity to their practice.
Learning Objectives:

- Identify the highest-value uses of AI in your practice today
- Use AI to save time, improve marketing, and amplify your team
- Integrate AI into everyday workflows without adding complexity



Power of Clear Aligners: Creating Predictable Digital Workflows through Photography and Treatment Planning
Dimple Desai, DDS
8:30 am – 11:30 am
Ballroom: A
Audience: D, A
Dentsply Sirona
Learn how to leverage clear aligners as the foundation for comprehensive esthetic treatment. Through photography-driven diagnosis and strategic treatment planning, discover how to create predictable tooth positioning and ideal esthetic foundations before restorative treatment.
Learning Objectives:

- Identify how clear aligners can serve as the foundation for comprehensive esthetic treatment.
- Apply photography-driven diagnostic techniques to evaluate tooth positioning and esthetic concerns.
- Develop strategic treatment plans that incorporate clear aligner therapy prior to restorative procedures.

Friday, February 19

Audience codes. A–assistant, D–dentist, H–hygienist, O–office staff



Avoiding Insurance & Practice Management Mistakes That Can Cost You Thousands
Jeremy Felt, DDS
9:00 am – 11:00 am
Room: 250 ABC
Audience: D, O
Most dental practices lose thousands of dollars each year—not because they aren't providing excellent dentistry, but because of avoidable insurance and business management mistakes.
This presentation identifies the most common errors that reduce profitability, create unnecessary stress, and contribute to burnout. Attendees will learn practical, proven strategies to improve insurance reimbursement, strengthen financial systems, understand key practice metrics, and confidently lead their practice as a successful CEO—not just an excellent clinician.
Learning Objectives:

- Apply effective strategies for negotiating with insurance companies, managing PPO participation, and maximizing practice reimbursements.
- Organize insurance and financial information to support better business decisions.
- Understand the key numbers that drive practice profitability to lead your practice with confidence using data instead of guesswork.
- Make informed decisions regarding staffing, equipment, and practice growth.



"Hit Me With Your Best Shots": Science and Safety of Local Anesthesia
Tom Viola, R.Ph., CCP, CDE, CPMP
10:15 am – 11:45 am
Ballroom: FH
Audience: D, H
This interactive program builds on foundational pharmacology knowledge and applies it to real-world clinical decision-making. Participants will examine how local anesthetics behave in varied patient scenarios, explore reasons for anesthetic failure, and consider pharmacologic factors affecting safety, efficacy, and outcomes. Through case-based discussions, attendees will address common and complex challenges, including medically complex patients, while strengthening clinical confidence, patient safety, and pharmacologic judgment.
Learning Objectives:

- Apply pharmacologic principles of local anesthetic agents to real-world clinical scenarios and patient presentations.
- Analyze the underlying causes of anesthesia failure, including pharmacologic, physiologic, and patient-specific contributors.
- Evaluate the rationale for vasoconstrictor use in local anesthetic solutions and assess potential risks in common cardiovascular, endocrine, and systemic disease states.
- Specify the various local anesthetic agent combinations most commonly used in dentistry and the rationale for their use in specific clinical situations.

Friday, February 19

Audience codes. A–assistant, D–dentist, H–hygienist, O–office staff



Oh the Pus! Oh the Pain! Appropriate Analgesic Prescribing (Part 2)
Mark Donaldson, BSP, ACPR, PHARMD, FASHP, FACHE
10:15 am – 11:45 am
Room: 250 DEF
Audience: D, H, A
This interactive program provides practical tools to improve prescribing decisions in dental practice. Participants will learn evidence-based, guideline-driven approaches to managing pain without unnecessary opioid use and gain confidence in selecting appropriate analgesics and antibiotics. The course addresses current concerns surrounding opioid prescribing, antibiotic stewardship, and evolving recommendations for prophylaxis. Through case studies and problem-based learning, attendees will explore real-world scenarios and develop strategies they can apply immediately. Part 2 focuses specifically on appropriate analgesic prescribing to help dentists provide safe, effective, and patient-centered care.
Learning Objectives:

- Discuss the pathophysiology of pain as it relates to dentistry.
- Understand the perfect analgesic recipe to keep (almost) all of your patients out of pain – first time, every time.
- Describe the different types of antibiotics available and how to match the right drug to the right bug.
- Know the appropriate approach to patients at risk of SBE and which of your orthopedic patients really require antibiotic prophylaxis.



Sleep Apnea: Beyond the Basics
Erin Elliott, DDS
10:15 am – 11:45 am
Ballroom: J
Audience: D
This course is focused on the next step in your sleep apnea therapy journey. Many clinicians understand the basics of sleep apnea, the need for screening, and functionality of oral appliances but few are fluent in the financials and the appointment-by-appointment protocols. Take a deep dive into crucial subjects such as bite taking techniques and a medical insurance overview.
Learning Objectives:

- Understand the fundamentals of a sleep study review
- Define various treatment options
- Be familiar with appointment-by-appointment treatment workflow
- Get overviews of medical insurance & financial considerations

Friday, February 19

Audience codes. A–assistant, D–dentist, H–hygienist, O–office staff



The Connected Practice: How AI is Streamlining Communication, Care, & Cash Flow
Baker Chambliss, DMD
10:15 am – 11:45 am
Room: 150 DEF
Audience: D, A, O
Artificial intelligence has moved well beyond the operatory — it's reshaping how dental practices answer the phone, communicate with patients and families, read radiographs, document care, post insurance payments, and manage the business side of the practice. This session takes a practical, practice-wide look at where AI is already delivering value in pediatric and general dental settings today, and where it's headed next. Attendees will explore real-world AI applications across the full patient and practice journey: front-desk scheduling and phone/patient communication, clinical decision support and radiographic interpretation, automated reporting and documentation, and insurance posting and revenue cycle management. The session will also address the practical limitations, ethical considerations, and liability questions practices should weigh before adopting these tools — so attendees leave with a realistic, actionable framework for evaluating and integrating AI in their own practices.
Learning Objectives:

- Identify current AI tools and applications in pediatric dentistry, including radiographic interpretation, patient communication, scheduling, documentation, and revenue cycle management.
- Evaluate how AI-assisted diagnostic and radiographic tools can enhance clinical decision-making and how AI can improve front-office and patient communication workflows.
- Apply AI-driven tools to improve efficiency and accuracy in clinical documentation, insurance claims, billing, and revenue cycle management.
- Assess the benefits, limitations, ethical considerations, and potential liability associated with integrating AI into pediatric dental practice.



Make Your Practice Visible and Compelling Online
Rusty Curtis
10:15 am – 11:45 am
Ballroom: C
Audience: D, O
Patients are choosing their next practice before they ever even contact the practice—and increasingly, that decision is being shaped by what they see online. Yet most dental practices look, sound, and market remarkably alike. "Make Your Practice Visible and Compelling Online" cuts through the cookie-cutter tactics and gets to what actually matters: attracting attention, building a distinctive brand, and turning digital visibility into patient growth. This all-killer, no-filler course delivers a modern framework for getting your practice noticed, creating genuine interest, and converting attention into action. In short, attendees will learn how to make their practice impossible to overlook—and compelling enough to choose.
Learning Objectives:

- Master the modern fundamentals of attracting attention online
- Sharpen your brand to stand out and create desire
- Turn digital attention into real patient conversions

Friday, February 19

Audience codes. A-assistant, D-dentist, H-hygienist, O-office staff

LOCAL SPEAKER SERIES

Room 150 G



ddMRI Not To Be Confused With ddMRE
Robert J. Timothy DDS, MS
9:00 am – 10:00 am
Audience: D

This introductory course will provide an overview of dental-dedicated Magnetic Resonance Imaging (ddMRI) and its emerging applications in dentistry. Participants will learn the fundamentals of ddMRI, explore the advantages and potential applications of MRI in dental care, and understand how ddMRI differs from conventional MRI technology. The course will highlight how dental-specific MRI technology may enhance diagnostic capabilities and provide new opportunities in dental imaging.

Learning Objectives:

- Describe the basic principles and applications of dental-dedicated MRI (ddMRI).
- Identify the advantages and potential applications of MRI in dentistry.
- Explain the key differences between conventional MRI and ddMRI.
- Recognize the potential role of ddMRI in advancing dental diagnostic imaging.



Becoming Trauma-Informed: Supporting Patient and Practitioner
Shelby Lopez, MSW
10:30 am – 11:30 am
Audience: D, H, A, O

Exposure to trauma has a significant and wide-ranging impact on physical, mental, and emotional health. In this workshop, we will discuss how stress, adversity, and trauma can show up in the brain, body, and behavior, and trauma-informed strategies we can use to support regulation for ourselves and others. Becoming trauma-informed is not a checklist or one-time program. Rather, it is a lens through which we can realize the impact of trauma, recognize what might be affecting someone's behavior, and respond with curiosity and compassion, thereby reducing harm, supporting safety, and improving outcomes for everyone.

Learning Objectives:

- Participants learn what trauma is and what causes it, including how trauma impacts the stress response system
- Participants begin to see the "why" behind behaviors and cultivate curiosity & compassion. Begin to shift from "what's wrong with you?" to "what happened to you?"
- Participants come away with a practical understanding of the nervous system and strategies to support regulation for themselves, patients, and their workplace as a whole.

Friday, February 19

Audience codes. A-assistant, D-dentist, H-hygienist, O-office staff

GOLDEN SPIKE SPEAKER SERIES

Room 150 ABC

Safeguarding Wealth: Proper Use of Legally Entities for Lawsuit Protection & Tax Reduction
Leland McKay with Legally Mine
10:30 am – 11:30 am
Audience: D, H, A, O



Join us for a comprehensive session where we'll explore proven strategies to protect your assets, optimize tax planning, and build a strong estate plan. Gain practical insights into asset protection, effective tax-saving techniques, and the value of proactive estate planning—all tailored specifically for Dentists to help secure the future of your practice.

Learning Objectives:

- Learn powerful techniques to safeguard both personal and business assets from any lawsuit, ensuring your wealth is secured from every possible angle.
- Understand how to eliminate the distractions of malpractice defense and concentrate solely on providing exceptional care for your patients.
- Discover how to lower your income tax liabilities using little-known, legally backed strategies that have been proven to maximize savings and protect your wealth.
- Master the proper application of trusts, LLC's partnerships and other essential legal tools to safeguard your assets and optimize your financial future.

UTAH ACADEMY of GENERAL DENTISTRY

LUNCH & MINGLE

FRIDAY, FEBRUARY 19TH
12:00–1:00 PM

TUCANO'S BRAZILIAN GRILL
162 S 400 W • Salt Lake City, UT 84101

AGD MEMBERS $15 | NON-AGD $40

REGISTER

Friday, February 19

Audience codes. A-assistant, D-dentist, H-hygienist, O-office staff

GOLDEN SPIKE SPEAKER SERIES

Room 150 ABC



Buying or Selling a Dental Practice: Pitfalls, Protections, and Practical Advice
Ashley Garbe Smith
12:00 pm – 1:00 pm
Audience: D

In this course, an experienced dental attorney will walk through the practice transition process from both the buyer's and seller's perspectives, highlighting common pitfalls, key contractual protections, and real-world issues that frequently arise along the way. Attendees will gain practical insight into negotiating the deal, conducting due diligence, addressing real estate and lease considerations, allocating risk, and planning for a successful transition.

Learning Objectives:

- Identify common legal and practical pitfalls that arise when buying or selling a dental practice and recognize strategies for addressing them.
- Understand the major stages of a dental practice transition, from initial negotiations through closing.
- Recognize key provisions in practice purchase agreements and understand how those provisions allocate responsibilities, protections, and risk between buyers and sellers.



Friday, February 19

Audience codes. A-assistant, D-dentist, H-hygienist, O-office staff

HANDS-ON WORKSHOP



ACLS Certification- American Heart Association Heartcode®
ACLS Skills Pass Off
Limited to 6 participants
Cost: $150.00 Register at: www.uda.org

Micah Baker, MSN, RN, NPD-BC
8:30 am – 11:30 am
Room: 151 F
Audience: D
This is a skills session pass off for the Advanced Cardiac Life Support certification from the American Heart Association. Participants will demonstrate the following skills according to the American Heart Association ACLS guidelines.
Learning Objectives:

- High-quality basic life support skills including chest compressions and defibrillation.
- Airway management.
- Megacode team lead.

Prior to this workshop, participants must go to the AHA website then purchase ($178.00) and complete the online HeartCode® ACLS materials prior to this pass off session: https://shopcpr.heart.org/heartcode-acls



CPR and BLS Certification
Limited to 50 participants
Cost: $50.00 Register at: www.uda.org

Gabriel Cowley
9:00 am – 10:30 am (repeats at 2:00 pm)
Room: 151 DE
Complete your basic lifesaving, BLS certification which is required every two years for licensure, for you and your staff while at the convention. This hands-on course provides the latest information and training based on current BLS guidelines. Participants will practice essential lifesaving skills using CPR training simulators and automated external defibrillators (AEDs). Participants who successfully complete the course will receive a BLS certification card.
Learning Objectives:

- Learn adult and pediatric CPR using 30 compressions followed by 2 rescue breaths.
- Identify when to use two-rescuer CPR techniques and a bag-mask device.
- Recognize and respond appropriately to foreign-body airway obstructions.

Friday, February 19

Audience codes. A-assistant, D-dentist, H-hygienist, O-office staff

University of Utah, School of Dentistry Alumni Association Luncheon
Friday, February 19, 2027
11:30 am – 1:30 pm
Marriott City Creek Hotel- 75 S West Temple, SLC
RSVP REQUIRED
Contact Mary Neville to RSVP or if you have any questions or concerns.
Email: mary.neville@hsc.utah.edu Phone: (801)646-4656
Please stop by the University of Utah booth during the conference. All are welcome!



Oral Health and Dementia
Enrique Varela, DDS
12:00 pm – 1:30 pm
Ballroom: BD
Audience: H, D
Decades ago, very few would have associated poor periodontal health with cognitive and memory deficits. The last several decades of scientific research has provided an abundance of evidence to connect periodontal disease to dementia; more specifically Alzheimer's Disease. This course will review the findings of current scientific literature that connect poor oral health and dementia.

Learning Objectives

- Participants will be able to explain the biological link between periodontal disease and dementia.
- Participants will be able to identify risk factors for periodontal disease and dementia.
- Participants will be able to identify potential steps for better educating periodontal patients about the risk of dementia.



"Make It Hurt So Swell!": Management of Acute Dental Pain
Tom Viola, R.Ph., CCP
2:00 pm – 4:00 pm
Ballroom: FH
Audience: D
Pain management in dentistry extends well beyond understanding how analgesic agents work. Real-world clinical decisions require the ability to integrate pharmacologic principles with patient-specific risk factors, including polypharmacy and potential substance use disorder. Designed as a live, interactive program, this program builds upon foundational pharmacology knowledge and moves into clinical application and decision-making. Through guided discussion and case-based examples, participants will explore how and why pain-management strategies succeed or fail in everyday practice. Emphasis is placed on judgement rather than protocol, including interpretation of pharmacologic risks, evaluation of drug interactions, and thoughtful consideration of analgesic strategies in medically complex patients.

Friday, February 19

Audience codes. A–assistant, D–dentist, H–hygienist, O–office staff

Learning Objectives

- Apply analgesic pharmacology principles to patient-specific pain-management scenarios encountered in dental practice.
- Analyze why pain-management strategies may fail, including pharmacologic, physiologic, and behavioral contributors.
- Evaluate the risks and benefits of common analgesic classes in patients with systemic disease, polypharmacy, or potential substance use disorder.
- Discuss current controversies and evolving guidance related to dental pain management as well as avoiding potential drug diversion.



Nitrous Oxide Safety and Efficacy: This Course is a Gas!
Mark Donaldson, BSP, ACPR, PHARMD, FASHP, FACHE
2:00 pm – 4:00 pm
Room: 250 DEF
Audience: D
Hours from this course qualify toward DOPL's sedation specific CE requirements for Utah license renewal.
This interactive program provides a comprehensive review of Nitrous Oxide–Oxygen Minimal Sedation and its role in modern dental practice. Participants will learn practical protocols for implementing or expanding this safe, effective modality in both new and established practices. With patient safety as the highest priority, the course highlights why nitrous oxide remains one of dentistry's safest and most valuable sedation techniques. Through case studies and problem-based learning, attendees will gain practical insights, ask questions, and build confidence in delivering comfortable, anxiety-reducing care while enhancing the patient's experience and maintaining the highest standards of safety.

Learning Objectives:

- Understand the continuum of consciousness and the role of nitrous oxide–oxygen minimal sedation.
- Recognize sedation safety and methods to minimize occupational exposure.
- Compare sedation modalities and their advantages and disadvantages.
- Identify nitrous oxide–oxygen safety mechanisms and troubleshoot potential issues.



Esthetic Techniques with Anterior Crowns & Veneers
Danielle Brown, DDS
2:00 pm – 4:00 pm
Room: 251 DEF
Audience: D, A
Master the art and science of anterior esthetics in this advanced, discussion-based course designed to elevate your clinical judgment, treatment planning, and execution of veneers and anterior crowns. Through real-world cases and practical decision-making frameworks, you'll learn how to create beautiful, predictable, and long-lasting results while managing function, materials, communication, and patient expectations with confidence.

Learning Objectives:

- Master smile design & esthetic evaluation
- Understand modern material science
- Execute anterior preparations
- Address common complications

Friday, February 19

Audience codes. A-assistant, D-dentist, H-hygienist, O-office staff



All on X Simplified: Using Photogrammetry and Analog Systems (repeat from Thurs morning)
George Organov
2:00 pm – 3:00 pm
Room: 151 ABC
Audience: D
Every dentist wants to be able to do All on X cases with confidence. Photogrammetry is one of the most significant advances in digital implant dentistry, making full-arch restorations more accurate, predictable, and accessible than ever before. In this one-hour course, participants will learn the fundamentals of photogrammetry, how it compares to traditional impressions and intraoral scanning, and why it has become the preferred method for capturing implant positions in full-arch cases. The course will also introduce a proven analog technique that delivers the same critical implant position data for clinicians who are not yet ready to invest in a photogrammetry system. Whether you are beginning your All-on-X journey or looking to improve the predictability of your existing workflow, this lecture will provide practical techniques that can be implemented immediately.
Learning Objectives:
- Understand what photogrammetry is and how it is used in digital dentistry.
- Recognize why photogrammetry is important for full-arch and All-on-X restorations
- Identify and acquire the necessary date for an accurate and successful photogrammetry workflow
- Understand analog alternatives and learn how to use an analog system when photogrammetry is not available.



Medical Emergencies in the Dental Office
Benjamin Quenzer, MD
2:00 pm – 4:00 pm
Room: 151 G
Audience: D, H, A, O
Hours from this course qualify toward DOPL's sedation specific CE requirements for Utah license renewal.
This presentation explores the growing risk of medical emergencies in today's dental practices and the critical role of preparation, training, and proper emergency kit management. Attendees will review ADA recommendations, common emergency medications, and real-world pitfalls seen in dental offices. The session highlights practical considerations for organizing, maintaining, and using emergency drugs effectively, while introducing emergency kit solutions designed to reduce errors, improve response time, and ensure ongoing compliance and readiness.
Learning Objectives:
- Recognize common medical emergencies and risk factors
- Identify when and how to use essential emergency medications and equipment
- Evaluate emergency kit management options

Friday, February 19

Audience codes. A-assistant, D-dentist, H-hygienist, O-office staff



Toothaches, Implants, & Sleep, Oh My! A Tale of a Cone Beam Driven General Dentist Office
Erin Elliott, DDS
2:00 pm – 4:00 pm
Ballroom: J
Audience: D
Cone Beam Computed Tomography (CBCT) has ushered in a new era of 3-D imaging for clinicians. It enables dentists to ***SEE*** more, but how does it empower them to ***DO*** more? And what does this actually look like in a dynamic dental practice like yours? In this course, Dr. Erin Elliott will share best practices about how to optimize CBCT for diagnostic and treatment planning of patients. From implant planning and placement to common incidental findings and sleep apnea, general dentists will leave this program with actionable takeaways.
Learning Objectives:

- Explain the diagnostic capabilities and clinical applications of 3-D imaging and CBCT in dentistry.
- Identify common incidental findings on CBCT and recognize when further evaluation or referral is appropriate.
- Apply CBCT principles to implant treatment planning, including surgical guide planning and assessment of relevant anatomy.
- Evaluate the role of CBCT in airway assessment, snoring, and sleep apnea, and determine appropriate criteria for CBCT utilization and procurement.



Guts, Gums, & Glucose
Amber Auger, MPH, RDH
2:00 pm – 4:00 pm
Ballroom: BD
Audience: H
It is estimated that over 80 percent of Americans are experiencing insulin resistance. One can have insulin resistance for up to 20 years before being pre-diabetic. Insulin resistance impacts every organ and body and is crucial to acute and chronic disease prevention. This course is designed to equip the dental professional to take a more comprehensive look at the root cause of oral and systemic inflammation. The clinician will obtain practical information for chairside implementation.
Learning Objectives:

- Define the bi-directional relationship between insulin resistance, diabetes, and periodontal disease
- Review strategies to elevate systemic inflammation manifesting orally
- Identify how periodontal pathogens affect gut health
- Discover oral products to promote symbiosis

Friday, February 19

Audience codes. A-assistant, D-dentist, H-hygienist, O-office staff



To Save or Not To Save: What Can We Do To Save Our Patient's Teeth
Jeffery Jensen, DDS, MS
2:00 pm – 4:00 pm
Ballroom: A
Audience: D, H
One of the most complicated and important decisions a patient and provider are faced with is the decision on when to save or extract a tooth. What options are available? When do we decide to remove a tooth? When do we decide to attempt to save a tooth? The course will explore these questions.
Learning objectives:

- When is a tooth a candidate to be saved.
- What options do we have to save teeth and improve their longevity.
- Are there alternatives to simply extracting every periodontally involved tooth.



Dentistry's Role in a Mass Disaster Scenario
Anthony Cardoza, DDS, D-ABFO
2:00 pm – 4:00 pm
Ballroom: EG
Audience: D, H, A, O
Dr. Cardoza will discuss the evolution of mass disaster management from the perspective of forensic dentistry. Learn how forensic dentists have participated in events such as commercial airline crashes, tsunamis, hurricanes, and wildfires. See how the postmortem record collection has evolved from analog to digital along with the integration of dental postmortem software programs. **This course shows the evolution of mass disaster management from a perspective of forensic dentistry along with the procedures forensic dentists utilize in identifying decedents specifically in mass disasters such as plane crashes, wildfires, hurricanes, and terrorist events seen in both regional, national, or international incidents.**
Learning Objectives:

- Understand the evolution of mass disaster management from a perspective of forensic dentistry.
- Recognize the use of dental records in a mass disaster.
- Understand the role of the forensic dentist in a mass fatality.

Friday, February 19

Audience codes. A-assistant, D-dentist, H-hygienist, O-office staff



The Importance of Respiration and Mastication in the Etiology: Diagnosis & Treatment of Malocclusion in Toddlers and Preschool-Age Patients
Kevin Boyd, DDS
2:00 pm – 4:00 pm
Room: 150 DEF
Audience: D, A
As specific deciduous malocclusion phenotypes (e.g., class II/distal-step primary 2nd molars, maxillary skeletal transverse and/or sagittal deficiency, deep/narrow palatal vaults, etc.) in very young (under 6) children do indeed reliably persist and worsen/become more complex and thus complicated to treatment without timely and effective deciduous treatment intervention, these malocclusion traits will seldom, if ever, self-correct. During this course Dr Boyd will be addressing the worldwide problem/high prevalence of deciduous malocclusions that are frequently associated with systemic disease co-morbidities such as obstructive sleep apnea, ADHD, cardiovascular diseases and conductive hearing loss, etc.
Learning Objectives:

- Hypoplastic maxillary and/or mandibular skeletal malocclusion traits in early childhood (under 72 months of age) are often associated with systemic disease co-morbidities.
- Biological rate of cellular aging is a measurable biometric that is modifiable (i.e., accelerated and decelerated) from childhood through adolescence and adulthood.
- Oxidative stress in children can predispose them to cellular senescence and accelerated rate of biological aging; intermittent hypoxia associated with impaired naso-respiratory ability during wakefulness and sleep, can be a source of oxidative stress in childhood and beyond.



From Burnout to Flow: Build Your Energy Operating System
Jaren Argyle, DMD
2:00 pm – 4:00 pm
Room: 251 ABC
Audience: D, H, A, O
For dentists and teams who feel chronically exhausted, reactive, or unable to shut dentistry off. Most dentists try to solve burnout with time management - but the real issue is energy. This session teaches a practical, evidence-informed approach to recovery, emotional regulation, and sustainable performance. Attendees learn how to create daily and weekly rhythms that protect their best work - and their best relationships.
Learning Objectives:

- Recognize the most common relapse patterns that pull dentists and teams back into burnout.
- Practice a real-time "Respond, Don't React" tool for stressful clinical and team moments.
- Build a weekly recovery rhythm (detach, rest, mastery, control) that restores creativity and resilience.

Friday, February 19

Audience codes. A-assistant, D-dentist, H-hygienist, O-office staff



The Marketing Workshop
Rusty Curtis
2:00 pm – 4:00 pm
Ballroom: C
Audience: D, O
Marketing trends and tactics are shifting at a frenzied rate, and most dentists simply don't have the time to keep pace. But for a practice to thrive and stay competitive, their marketing MUST evolve. So where does a dentist turn for direction? There is no better option than "The Dental Marketing Workshop." This all killer, no filler course compresses today's wildly complex marketing environment into a concise and powerful framework. The course will enable attendees to create a monster marketing plan and then select and deploy optimal tactics to achieve their goals. In short, attendees will learn how to light up their market and terrify their competition.
Learning Objectives:

- Rapidly get up to speed on the current marketing landscape
- Complete an insightful self-assessment that reveals your top marketing opportunities
- Utilize our provided tools to build your own formidable marketing plan

HANDS-ON WORKSHOP



CPR and BLS Certification
Limited to 50 participants
Cost: $50.00 Register at: www.uda.org

Gabriel Cowley
2:00 pm – 3:30 pm
Room: 151 DE
Complete your basic lifesaving, BLS certification which is required every two years for licensure, for you and your staff while at the convention. This hands-on course provides the latest information and training based on current BLS guidelines. Participants will practice essential lifesaving skills using CPR training simulators and automated external defibrillators (AEDs). Participants who successfully complete the course will receive a BLS certification card.
Learning Objectives:

- Learn adult and pediatric CPR using 30 compressions followed by 2 rescue breaths.
- Identify when to use two-rescuer CPR techniques and a bag-mask device.
- Recognize and respond appropriately to foreign-body airway obstructions

Friday, February 19

Audience codes. A–assistant, D–dentist, H–hygienist, O–office staff



UDA HOUSE OF DELEGATES
Friday 4:30 pm – 6:30 pm
Room: 250 ABC

Exhibit Hall Closes
4:00 pm

SAVE THE DATES

SPRING SEMINAR 2027
APRIL 9



Hilton Garden Inn
St. George, Utah





UDA CONVENTION 2028
APRIL 27-28

NEW LOCATION

Mountain America Expo Center

Sandy, Utah

2027 CONTRACTED EXHIBITORS

Visit www.uda.org for an up-to-date exhibitor list

Adit
ADS Dental System
AGS Law Firm
Air Techniques
AMD Lasers
America Fist Credit Union
Andau Medical
Archy
Arrowhead Dental Lab
Aseptico, Inc.
Bank of America
Benco Dental
Brasseler USA
Burkhart Dental
Colgate
Complete Wealth Care
Core Scientific
Crest / Oral B
CTC Associates
Cutco
Dandy
DDSmatch Practice Transitions
Dental Cooperative
Dental Intelligence
Dentalree Inc.
The Dentist's Choice
Dentsply Sirona
Designs For Visions
Digital Data & Communications Inc.
Doctor Staffing
Edward Jones
Elevate Oral Care
Epic Dental Studios
Farm Bureau Financial Services
Garrison Dental
GC America, Inc.
Glidewell Dental
Hu-Friedy
Huntington Bank
Impladent LTD
Interstate Specialties
Legally Mine
Lumadent
Mango Voice
Nobel Biocare
NSK America
Oral Design Dental Lab
Overjet
Partner Alliance Advisors Inc.
Patterson Dental Supply
Pearl
Pearly
Platinum Dental Services
Professional Insurance Exchange
Q-Optics & Quality Aspirators, Inc
RGP Dental
SuperMouth
SurgiTel
TDIC Insurance Solutions
Transamerica Financial Advisors
Ulta Medical
Ultradent
Ultralight Optics, Inc
Voco America, Inc
Xlear



UDA BOARD OF DIRECTORS



Richard Fisher, DMD
UDA President



Randell Capener, DMD
UDA President, Elect



Scott Nilson, DDS
UDA Treasurer



Rich Carlile, DDS
UDA Secretary



Rodney Thornell, DMD
UDA Past President



James Bekker, DMD
ADA Delegate



Darren Chamberlain, DDS
ADA Delegate



Laura Kadillak, DDS
ADA Delegate



Kyle Farley, DDS
ADA Delegate



Arman Farhadtouski, DDS
ADA Alternate Delegate

UDA CONVENTION SCIENTIFIC COMMITTEE



Rebecca Schneider, DDS
Scientific Chair



Jerald Boseman, DDS
Coordinator



Cody Boseman, DDS
Predental Liaison



David P Christensen, DDS
Exhibits



Maggie Liskutin
Exhibits



Chris Ramsdell, DDS
Hosts



Jincheng Du, DDS
Hosts



Lynn Powell, DDS
Local Arrangements



James Keddington, DDS
University of Utah Liaison



David Prince, DDS
Roseman University Liaison

STUDENT REPRESENTATIVES



Benjamin Young
University of Utah



Aayushi Shah
Roseman University

UDA PAST PRESIDENTS

1891	A Scott Chapman
1892	A Scott Chapman
1893	A Scott Chapman
1894	A Scott Chapman
1895	Henry A Whitney
1896	Henry A Whitney
1897	Alma B Dunford
1898	George Ellerback
1899	Ernest A Tripp
1900	Ernest A Tripp
1901	Ernest A Tripp
1902	Ernest A Tripp
1903	William G Dalrymple
1904	William G Dalrymple
1905	William G Dalrymple
1906	D N Smith
1907	Fred W Meakin
1908	Styles W Wherry
1909	H K Webber
1909	Oliver H Budge
1910	Roy E Wight
1911	Claude Gates
1912	Joseph H Grant
1913	Wesley J Davis
1914	Sam B Thatcher
1915	Arthur C Wherry
1916	Arthur C Wherry
1917	Harry W Davis
1918	D N White
1919	William H Petty
1920	N H Nelson
1921	William A Squires
1922	R L Watson
1923	R L Watson
1924	Ernest W Browning
1925	J Rex Calvert
1926	Earl E Greenwell
1927	D D Stockman
1928	R Chester Dalgleish
1929	Hyrum Bergstrum
1930	Clifford Rudine
1931	T Fred Hardy
1932	Angus W Petty
1933	E Arden Hunt
1934	Joseph H Davis
1935	William Wood
1936	Wendell W Merrill
1937	Earl W Lambert
1938	Edwin B Thatcher
1939	Madison W Merrill
1940	Kenneth W Merrill
1941	Levon O Halgren
1942	Dee L Folsom
1943	D Arthur Jones
1944	Curtis G Green
1945	Carl M Decker
1946	William S Moyes
1947	Martin G Kuhre
1948	Preston L Jones
1949	Sanford Ballinger
1950	Douglas Pincock
1951	W Les Warburton
1952	Bruce P McBride
1953	Harold E Nelson
1954	William G Burdett
1955	DaCosta Clark
1956	Leslie A Poulson
1957	Marcus C Funk
1958	Kenneth L Dedekind
1959	Russell B Petty
1960	Moses H Thatcher
1961	Frederick R Hardy
1962	A Lemoyne Petersen
1963	Alfred Ridge
1964	William C Crockatt
1965	Todd M Burton
1966	Reese B Mason
1967	Neal L Adams
1968	D Creed Brimhall
1969	Reed P Larson
1970	Ralph Montgomery
1971	Don A Buswell
1972	Charles E Foster
1973	Daniel Q Price
1974	Clyde F Hurst
1975	Sanford M Bingham
1976	Newell E Warr
1977	Daniel W Benton
1978	Paul R Lunt
1979	Robert G Woffinden
1980	James D Ashman
1981	David S Taylor
1982	John A Matis
1983	John M Bevan
1984	Vern B Eyre
1985	Gary L Matthews
1986	Robert S Sumner
1987	Richard O Petty
1988	Clair R Hopkins
1989	Brian F Thornley
1990	John L Chambers
1991	Jerry B Black
1992	C Brook Olson
1993	A J Smith
1994	Karl R Koerner
1995	Thomas A Page
1996	Neal B Evans
1997	Gerald S Summerhays
1998	Stephen S Morgan
1999	Norman K Rounds
2000	James N Ence
2001	Brian L Lundberg
2002	Alexander B Larsen
2003	J Jerald Boseman
2004	Rand T Mattson
2005	Mark B Blaisdell
2006	Ron S Bowen
2007	Jon G Fuller
2008	Gary L Crawford
2009	James M Williamson
2010	Mark V Cowley
2011	R Blake Nielsen
2012	Scott L Theurer
2013	Gary B Wiest
2014	James H Bekker
2015	Val L Radmall
2016	Brent A Larson
2017	Glenn A Zeh
2018	Cody M Calderwood
2019	Darren Chamberlain
2020	Michael C Smuin
2021	Gregory W Gatrell
2022	Kay B Christensen
2023	Mark R Taylor
2024	Len Aste
2025	Rodney Thornell
2026	Rich Fisher

DISTINGUISHED SERVICE AWARD RECIPIENTS

1981	Howard Swanson, Elbert Thompson
1982	Reed Holdaway
1983	Fred Hardy
1984	Dan Price
1985	Don Buswell
1986	Max Blackham, Neal Evans
1987	Charles Foster, Edgar Stultz
1988	Newell Warr
1989	Ralph Montgomery
1990	Dan Benton, John Matis
1991	Gordon Christensen, Rella Christensen
1992	Vern Eyre, Clyde Hurst, Donald Mantyla
1993	John Bevan, Howard Call
1994	Paul Lunt, Richard Reiser
1995	Lynn Powell, Henry Tanner Richard Petty, A. J. Smith, Floyd Tanner, Mark Christensen, Robert Killpack
1998	Timothy Evans, Michael Fitzgerald, Richard Jolley, Robert Jolley
1999	Peter Knudson, Brook Olson
2000	Dan Fischer, Gerald Summerhays
2001	Jerry Black, Roger Grua, Richard Whitehead
2002	Lea Erickson, Brian Thornley
2003	Roy Hammond, Gary Matthews
2004	Jay Aldous, Wallace Brown, Richard Haskins
2005	John Chambers, Stephen Morgan, David Taylor
2006	Richard G. Ellis, Chris Simonsen, Anthony Tidwell
2007	Jerald Boseman, Arn Gatrell, John Gerritsen, Dale Linton
2008	James Ence, David Low, Eric Vogel
2009	Allen Christensen, Niles Herrod, Pamela Hilbert
2010	Brian Lundberg, Norman Rounds, Orson Wright
2011	Brent Larson, Mel Malmstrom, Steven Steed
2012	Wayne Chisholm, Alex Larsen
2013	Jim Guinn, Karl Koerner, John Starley
2014	Stephen Burton, Max Malan
2015	Mark Blaisdell, Gary Crawford
2016	Rand Mattson, Blake Nielsen
2017	Richard Engar, Morris N Poole
2018	Ron Bowen, James Williamson
2019	Craige Olson, Greg Oman
2020	Gary Wiest, Jim Bekker
2021	Mark Cowley, Joel Janis
2022	Craig R Proctor, Ralph Binns
2023	Kim Michelson, Duane Orchard
2024	Kel Faddis, Drew Jones, Glenn Zeh
2025	David Okano, Rich Radmall, LaRisse Skene
2026	Mark Taylor, Scott Theurer



2027 DISTINGUISHED SERVICE AWARDS



LEN ASTE, DDS

Dr. Len Aste is a 1990 graduate of the RDEP at Creighton University School of Dentistry. Following graduation, he joined the United States Public Health Service. After completing his service, he practiced in Manti, Utah, for 26 years.

Throughout his career, Dr. Aste has been actively involved in organized dentistry. He served as a Central Utah District delegate and twice as district president. Within the UDA, he served on the Reference Committee, represented Utah as a delegate to the ADA, served on the UDA Board of Trustees, and was elected President of the Utah Dental Association.

At the national level, Dr. Aste served on the ADA's National Commission on Recognition of Dental Specialties and Certifying Boards. He served two terms on the Utah State Dental Advisory Board, and on the Utah Dental Licensing Board Emergency Hearing Committee. He served on the Utah Department of Health Care Workforce Financial Assistance Advisory Committee and was inducted into both the Pierre Fauchard Academy and the International College of Dentists.

Dr. Aste serves as a clinical floor examiner for ADEX and as adjunct faculty in the University of Utah School of Dentistry General Practice Residency program. He is the co-founder and chairman of the board of the G3 Foundation, a humanitarian organization that has led more than 2,500 dental and healthcare professionals on service missions throughout the world.

Dr. Aste enjoys fishing, hiking, and volunteering at homeless and low-income clinics throughout Utah. He and his wife, Ellen, have four children and three grandchildren.

2027 DISTINGUISHED SERVICE AWARDS



DAVID B. PRINCE, DDS

Dr. David B. Prince grew up in San Jose, California. He earned his bachelor's degree from Brigham Young University before receiving his Doctor of Dental Surgery (DDS) degree from Northwestern University Dental School in 1982.

After a brief period as an associate dentist, Dr. Prince purchased a dental practice in Snowflake, Arizona, in January 1983. He practiced there for 17 years before relocating to Utah in 2000, where he established a new practice in Orem. While building his practice, he also worked for two years as a clinical instructor for the dental hygiene programs at Utah Valley University and Salt Lake Community College.

Over the course of his career, Dr. Prince has taken part in a number of service and professional activities. For 10 years, he participated in humanitarian dental missions throughout Central America. He also served in the Provo-Orem District Dental Society, including as president in 2015.

That same year, Dr. Prince sold his private practice and joined Roseman College of Dental Medicine as a full-time Assistant Professor, where he continues to teach part-time today. From 2012 to 2018, he served as Service Director for what is now the Ensign Academy of Dentists. In 2018, he joined the Utah Dental Association Convention Committee and served through 2026. Since 2017, he has also been an examiner for CDCA/ADEX.

Dr. Prince was inducted into the International College of Dentists in 2012 and the American College of Dentists in 2018. He later served as Utah Section Chair for the American College of Dentists from 2019 to 2026.

Dr. Prince and his wife, Sandy, live in Highland, Utah. They have five children, three of whom were adopted, along with 20 grandchildren and one great-grandchild. Outside of dentistry, Dr. Prince enjoys classic rock music and has played drums with the same band for more than 12 years.

SPEAKER BIOS

Dr. Jaren Argyle *is a practicing dentist and has been a private practice owner for over 20 years. He is also the founder of The Elevated Dentist, a coaching and education platform designed to help dentists experience greater fulfillment, clarity, and freedom in their careers and personal lives. He is passionate about helping dentists build sustainable success by strengthening the person behind the profession - improving leadership, resilience, relationships, and intentional living. Dr. Argyle also serves in organized dentistry as the Health and Wellness Chair for the Utah Dental Association. His presentations blend practical tools with real world experience to help dentists reduce stress, lead with confidence, and enjoy the life they intended dentistry to provide.*

Amber Auger, MPH, RDH, *is a nationally recognized dental hygiene clinician, international speaker, and Hygiene Director with more than 20 years of clinical experience. She is the founder of Thrive in the OP®, a clinical training platform that helps hygienists improve periodontal diagnosis, treatment planning, and patient outcomes through evidence-based systems and efficient workflows. As a Fractional Hygiene Director®, Amber partners with practices nationwide to strengthen clinical calibration, coding accuracy, periodontal care, communication, and practice performance. Known for her practical, research-driven approach, she empowers dental teams to enhance oral and systemic health, improve patient education, increase case acceptance, and achieve lasting clinical and financial success.*

Micah Baker, MSN, RN *has over 20 years in clinical education. Micah has taught ACLS at University of Utah Health since 2012. Her background in critical care medicine prepared her to teach critical care, ECG recognition and 12 lead interpretation. She now does simulation full time for the Center for Patient Simulation. www.uofumedsim.org*

Crystal Barnes, RDH *is a registered dental hygienist with nearly 13 years of clinical experience and a passion for periodontal therapy, preventive dentistry, and advancing patient care. Before becoming a hygienist, she worked as a surgical assistant at Utah Periodontal Specialists, where she built the foundation that continues to shape her clinical approach today. Crystal has been a member of Ultradent's clinical team for over five years, collaborating on product testing while expanding her expertise in whitening and preventive care. She has also incorporated laser therapy into her practice for the past seven years, using laser technology to enhance patient outcomes and continually pursuing advanced education to stay at the forefront of laser dentistry.*

Dr. Kevin Boyd *is a board certified Pediatric Dentist in Chicago who holds an M.Sc. degree in Human Nutrition and Dietetics. He teaches in the Pediatric Dentistry residency training program at Lurie Children's Hospital and also serves as a dental consultant to the Lurie Sleep Medicine service. Dr. Boyd is an adjunct Assistant Professor in the Department of Anthropology at the University of Arkansas mentoring PhD research and also serves as a Visiting Consulting Scholar at the University of Pennsylvania's Museum of Archeology and Anthropology where he is collaboratively exploring a hypothetical relationship between changed dietary practices since the Industrial Revolution and diminished human dentofacial development. He lectures worldwide on the topics of Early Childhood Malocclusion (under age 72 months), pediatric sleep-breathing hygiene and Evolutionary Oral Medicine/ Darwinian Dentistry.*

Dr. Danielle Brown *is a native of Inglewood, California and is currently a full-time clinical dentist at Glidewell. She earned her Bachelor of Arts degree in Business Administration from Loyola Marymount University in 2008. She earned her Doctor of Dental Surgery degree from the Herman Ostrow School of Dentistry at the University of Southern California in 2016. She practiced full-time clinical dentistry in private practice, corporate, and community clinic-based settings before joining Glidewell in 2023. Dr. Brown served on the Executive Committee of the Western Los Angeles Dental Society and is currently on the Executive Board of the Angel City Dental Society. In 2023 Dr. Brown was awarded a Top 40 Under 40 award from the National Dental Association and was a graduate of the prestigious Guiding Leaders Program that same year.*

Dr. Anthony "Rick" Cardoza *is the Chief Forensic Dental Consultant for the County of San Diego Office of the Medical Examiner, County of Imperial, Office of the Coroner, and the Riverside County Coroner's Office. Also, he is a consultant for the State of California Department of Justice and a member of the California Office of Emergency Services (CalOES).*

SPEAKER BIOS

Dr. Cardoza graduated from Northwestern Dental School in 1985 and retired from clinical dentistry in 2026. Dr. Cardoza is a Fellow of the American Academy of Forensic Sciences and is a Diplomate of the American Board of Forensic Odontology.

***Dr. Baker Chambliss** is a pediatric dentist and group practice entrepreneur with 20+ years of private practice experience. He is the co-founder and owner of Pediatric Dental and Orthodontic Associates — a 7-location dual-specialty organization integrating pediatric dentistry and orthodontics in Alabama, built almost entirely from the ground up. Dr. Chambliss has started five practices de novo, completed four ground-up facility builds, renovated two spaces, and integrated two acquisitions. A fifth new build is currently underway. His model is intentionally owner-operated, creating genuine ownership and career pathways for new pediatric and orthodontic graduates — a compelling alternative to DSO affiliation.*

***Dr. Brittney Ciszek** completed her BSc in Neurobiology, Physiology, and Behavior at UC Davis. Interested in the structure and function of the oral cavity and craniofacial complex, she then received her PhD in Oral Biology with an emphasis on Pain Neurobiology at UNC. She next received her DDS from UNC followed by a GPR at the U of U. Since that time, her focus has been on surgical and implant procedures. She currently works at Oak Hollow Family Dentistry, where she practices evidence-based dentistry; and at Roseman University as adjunct faculty, where she passes these concepts on to current dental students.*

***Gabriel Cowley** is an experienced CPR instructor with a passion for teaching lifesaving skills in an engaging and entertaining way. Gabriel has been teaching CPR for 5 years following AHA/Save A Heart of Utah course guidelines and has provided certifications to thousands of dentists, nurses, and daycare in the state of Utah. He is eager to share lifesaving knowledge and skills with the dental community. www.saveaheartofutah.com*

***Rusty Curtis,** CEO of LUMN and author of The Book on Dental Marketing, is dentistry's premier marketing strategist. Since 2008, he's helped drive over $5 billion in revenue for dental practices worldwide. A dynamic speaker, Rusty engages with stunning visuals, inspiring real-life examples, and actionable advice.*

***Dr. Allen "AJ" Davis** is a general dentist in Payson, Utah, and the founder of ScreenHx, an AI-powered patient screening platform that helps dental teams identify TMJ disorders, sleep-disordered breathing, and other overlooked conditions before the patient ever sits in the chair. He graduated from Midwestern University Dental School in 2015 after which he went on active duty for the Army. Dr. Davis speaks on the practical intersection of clinical dentistry, validated screening protocols, and emerging AI tools—focusing on giving general practitioners better data and better documentation without increasing their workload.*

***Dr. Dimple Desai** is the founder of Luminous Smiles of Newport Beach, a boutique dental practice specializing in comprehensive and aesthetic dentistry. An Accredited Member of the American Academy of Cosmetic Dentistry, she is recognized for excellence in cosmetic dentistry. A USC graduate in Dental Hygiene and Dental Surgery, Dr. Desai is also a member of Omicron Kappa Upsilon and has advanced training through the Kois Institute. She served as a Clinical Adjunct Professor at USC from 2018–2020 and is an internationally published author and speaker. Named a Top Dentist in Orange County for five consecutive years and one of the nation's Top 40 Dentists Under 40, she combines artistry, innovation, and evidence-based care.*

***Dr. Mark Donaldson, BSP, ACPR, PHARMD, FASHP, FACHE** received his baccalaureate degree from the University of British Columbia and his Doctorate in Clinical Pharmacy from the University of Washington. He has practiced as a clinical pharmacy specialist, clinical coordinator and director of pharmacy services at healthcare organizations in both Canada and the United States. Dr. Donaldson is a Clinical Professor at the University of Montana, Clinical Associate Professor at the Oregon Health & Sciences University, and affiliate faculty in Dentistry at UBC. He has lectured internationally on dental pharmacology and therapeutics and is a leader in the field.*

***Dr. Erin Elliott** grew up in Southern California but went away to a small NAIA school in Western New York where she played collegiate soccer and graduated summa cum laude. She graduated from Creighton Dental School in the top 5 of her class. After school Dr. Elliott settled in North Idaho and began her dentistry career. She has a passion for Dental Sleep Medicine, Short Term Orthodontics and integrating CAD/CAM and cone-beam imaging into a*

general dentistry practice. She is an active member of her local American Dental Association, the American Academy of Sleep Medicine, American Academy of Dental Sleep Medicine and was the president and a diplomate of the American Sleep and Breathing Academy. Dr. Elliott teaches a 2-day sleep apnea course with 3D-Dentists and Dr. Tarun Agarwal. She also privately coaches practices about sleep.

***Dr. Martin Evers** received his dental training at Meharry Medical College School of Dentistry and specialty training in Oral Radiology at UNC-Chapel Hill. After an amazing 21-year career in the United States Navy, Dr. Evers, a diplomate of the American Certifying Board of Oral and Maxillofacial Radiology (ACBOMR), currently teaches in the Oral Radiology section of the University of Utah School of Dentistry and consults for DRDx, an oral radiology image reading service. He enjoys spending time with his family and all things sports.*

***Julie Ewing** became the Utah Medicaid Director on December 8, 2025. She previously spent six years with Utah Medicaid, helping implement the Medicaid ACO program and directing the Bureau of Managed Health Care. Most recently, Julie served as the Director of Compliance for University of Utah Health Plans, leading compliance, fraud prevention, and Medicaid product oversight. A licensed attorney and graduate of the University of Utah's S.J. Quinney College of Law, she also worked for a decade as an Assistant Attorney General representing state healthcare entities. Julie is passionate about healthcare financing and behavioral health. Outside of work, she enjoys reading, backpacking, and playing ice hockey.*

***Dr. Jeremy Felt** graduated from Indiana University in 2003 and started a practice in Roy, Utah. He is passionate about helping dentists take control of their practices and achieve their practice goals. He is a proud husband and father to three wonderful (mostly) teenagers. He loves golf, reading, hiking and spending time with his family.*

***Dr. Rick Ferguson** has been involved in teaching implant dentistry for the last 32 years and has lectured in nationally and internationally on topics such as treatment planning, case selection, simple and complex surgical placement and restoration, advanced bone grafting and bone graft materials, use of Computed Tomography and surgical guides, Dr. Ferguson has been instrumental in bringing 3D printing technology to dentistry and developing digital workflows for implant and restorative dentistry as well as clear aligner orthodontic therapy. Dr. Ferguson has developed and implemented implant training programs and hands on bone grafting courses including a Live Surgery Continuum at his Alma Mater the University of Florida and also at LSU which have been attended by thousands of dentists. He maintained a private practice with his wife Dr. Katherine Ferguson in Davie, FL emphasizing dental implants and implant repair for 30 years.*

***Dr. Greg Grobmyer** practiced clinical dentistry in Tennessee for more than a decade before chemotherapy left him with numb fingers, prompting a transition from clinical practice to dental consulting and coaching. He has since worked with dental practices nationwide on practice management and revenue enhancement, while contributing to publications including Reader's Digest, New York Magazine, Men's Health, Slate, and Insider. A former standup comedian, Dr. Grobmyer is known for his engaging speaking style. He currently serves as Editor-in-Chief of Dental Coding with Confidence and Practice Booster's Insurance Solutions Newsletter, hosts The Dental Code Advisor Podcast, and lectures and consults extensively in the dental field.*

***Dr. Brian Hodgson** received his DDS degree from Marquette University in 1987 and served as a general dental officer in the US Navy immediately after his dental school graduation. He completed the Advanced Education in Pediatric Dentistry program at Children's Wisconsin in Milwaukee, WI in 1993, earning his certificate in Pediatric Dentistry. He then taught at Children's Wisconsin before joining Marquette University School of Dentistry in 2003, where he became a tenured full professor. A US Navy Reserve Dental Officer, he retired as a Captain in 2019. After retiring from Marquette in 2026, he returned to Children's Wisconsin, where he currently practices and teaches pediatric dentistry. Dr. Hodgson has authored 28 publications with over 3400 citations covering oral mucositis, photobiomodulation therapies, and various pediatric dentistry topics.*

***Dr. Jeffrey Jensen**, a Kaysville, Utah native and Davis High School graduate, earned a B.A. in English from the University of Utah before completing his dental degree at the University of Michigan School of Dentistry in 2013. He received the Arthur H. Merritt Award in Periodontics*

SPEAKER BIOS

and went on to complete his periodontal residency and M.S. in Oral Biology at the University of Nebraska Medical Center, where he served as chief resident. Board Certified by the American Board of Periodontology, Dr. Jensen is committed to providing conservative, evidence-based care while building lasting relationships with his patients.

***Dr. Ryan Johnson** is a board-certified periodontist in the Layton, Utah area, with a focus on periodontal plastic surgery and implant therapy. He earned his dental degree and Master of Science in Periodontics from the University of Louisville School of Dentistry, where his research in bone regeneration earned him the Billy M. Pennel Award from the Southern Academy of Periodontology. A Utah native, he is a member of the American Academy of Periodontology, the Utah Dental Association, and his local Spear Study Club. Outside the clinic, he enjoys mountain biking, skiing, and spending time with his wife and four daughters.*

***Lorna Koci** has over 50 years of professional and leadership experience, initially working in the private sector technology field and then making a switch to state government and non-profit organizations. After earning degrees in philosophy and business from the University of Mary Washington, she spent 20 years with IBM and later ran software companies. She subsequently served with Governor Huntsman's Utah Commission on Aging and as Programs Director at the Utah Food Bank. She recently semi-retired after being Executive Director of the Bountiful Community Food Pantry for 9 years. Lorna continues her work with Davis Donated Dental Services and the No Hunger Zone food assistance program at Davis School District. She is Past Chair of the Utah Oral Health Coalition and is currently coordinating the new Your Smiles Matters campaign. She also led the efforts to keep community water fluoridation in Utah. In September she will start serving on the State of Utah Dentist and Dental Hygiene Professional Licensing Board. Lorna lives in Layton with her husband, Doug, and enjoys time with their six children and 15 grandchildren.*

***Shelby Lopez, CSW,** is a trauma-informed systems practitioner and educator. As Program Director at Trauma-Informed Utah, she designs and leads statewide trauma education initiatives, including Train the Trainer and multi-sector technical assistance programs. Throughout her career, Shelby has integrated a trauma-informed lens across program development, person-centered leadership, and community collaboration. Her professional experience includes working with under-resourced youth, survivors of sexual violence, and refugee and immigrant communities to build trauma-informed programs. Shelby is an advocate for resilient communities and just, human-centered systems. She seeks to facilitate connective learning spaces that prioritize safety, empowerment, and meaningful engagement.*

***Leland McKay** for over 30 years, Mr. McKay has been a business educator, advisor and entrepreneur. Mr. McKay has owned and launched a variety of business ventures and investment portfolios. For nearly a decade, Mr. McKay has focused on asset protection and tax mitigation for healthcare professionals. As an entrepreneur and family man, he understands the peace of mind that comes from protecting yourself and your family from the threats of litigation and excessive taxation.*

***Dr. Brian Nový** holds faculty appointments at Virginia Commonwealth University and Harvard School of Dental Medicine. Since graduating with honors from Loma Linda University School of Dentistry, Dr. Nový's enthusiasm for teaching dental materials and cariology has taken him to four continents. He is the recipient of the Academy of General Dentistry Weclew Award, The ADA Evidence Based Practice Award, The AADR/IADR Gies Award, and the ADA Adult Preventive Care Practice of the Year. He served on the ADA Council of Scientific Affairs from 2010 to 2014, and in 2016 he was appointed the Consumer Representative, United States Food and Drug Administration Dental Products Panel.*

***George Oganov** is a second-generation lab technician and co-owner of Oral Design Dental Lab. Founded by his father Nick Oganov in 1996; Oral Design is one of the nation's leading laboratories in cosmetics, implants and digital dentistry. George grew up in his father's lab and was there every step of the way as it grew from a single man operation to a state-of-the-art digital facility; being one the first in Utah to implement zirconia restorations, 3D printing and intra oral scanner integration. Specializing in digital dentistry, George can answer any questions related to intraoral scanners, photogrammetry and digital CAD/CAM design.*

***Craig Peterson** is CEO and founder of Digital DataComm, specializing in IT solutions and cybersecurity for healthcare and dental practices. With over 20 years of experience, he*

helps organizations navigate HIPAA, PCI-DSS, and other compliance requirements while protecting data, minimizing downtime, and maintaining secure, efficient operations. He is also co-author of Compliance Made Easy.

***Reid Pullen**, DDS graduated from USC dental school in 1999. He was stationed in Landstuhl, Germany as an Army dentist from 1999 to 2002. He completed an advanced education in general dentistry residency in the Army in 2000. He was in general dental private practice from 2002 to 2004 in Yorba Linda, California and then he completed the Department of Veterans Affairs endodontic residency program in Long Beach, California receiving his endodontic certificate in 2006. He opened his own private endodontic practice in Brea, California in 2007. He became a diplomate of the American Board of Endodontics in 2013.*

***Dr. Ben Quenzer** is a Board Certified anesthesiologist and President of North Dallas Anesthesia and Ulta Medical. He specializes in IV sedation for oral surgery and dental procedures. After earning his undergraduate degree from Brigham Young University and medical degree from Baylor College of Medicine, he completed a four-year anesthesia residency at Wake Forest University. Since founding North Dallas Anesthesia in 2007, Dr. Quenzer has trained dental teams nationwide in medical emergency preparedness and frequently speaks at dental conferences, associations, and large dental groups.*

***Dr. Shervin Rahimpour** is a stereotactic and functional neurosurgeon specializing in surgical treatments for epilepsy, movement disorders, chronic pain, and psychiatric conditions. He is skilled in advanced techniques including deep brain stimulation (DBS), focused ultrasound, robotic-assisted surgery, laser ablation, stereo-encephalography (SEEG), dorsal root entry zone lesioning (DREZ) procedures, and minimally invasive pain interventions. His National Institutes of Health funded research uses intracranial human recordings to study brain networks involved in neurological disorders and behavior. He received his undergraduate and medical degrees from the University of Colorado and completed his neurosurgical residency and fellowship training in stereotactic, functional, and epilepsy neurosurgery at Duke University.*

***James Schulz** serves as Senior Vice President of Government and Public Affairs at the American Dental Association, where he leads the Division of Federal and State Advocacy. In this role, he oversees the ADA's federal and state legislative, regulatory, political, and grassroots advocacy efforts. Prior to joining the ADA, Mr. Schulz served as the Director of Governmental and Public Affairs at the New Jersey Dental Association and held senior leadership positions in state and federal government, bringing extensive experience in policy development, stakeholder engagement, and healthcare advocacy. He works closely with dental societies, policymakers, and industry leaders to advance policies that improve oral health, strengthen the dental profession, and increase access to quality dental care.*

***Ashley Garbe Smith** is the founder and managing attorney of AGS Law, where she focuses on dental and healthcare law, with an emphasis on dental practice transitions. Over the past seven years, she has represented dentists in countless practice acquisitions, sales, partnerships, and other transition matters. Ashley brings extensive industry experience and a practical, business-minded approach to helping dentists navigate complex transactions and protect their professional and financial interests. When she isn't practicing law, Ashley can be found performing on stage as a musician with local bands or traveling with her husband and two boys.*

***LaShae Steele, CDA** is a passionate dental professional with over 20 years of experience in clinical care, team development, and practice growth. Since 2014, she has traveled nationwide with CPS and ACA, delivering hands-on training and speaking engagements. She finds deep fulfillment in helping others elevate their skills and reignite their passion for dentistry.*

***Dr. Robert Timothy** after graduating from the University of Nebraska Medical Center College of Dentistry, Dr. Timothy joined the US Army dental corps and completed an AEGD one-year residency in general dentistry. After fulfilling his 3-year commitment, he returned to the Intermountain west and practiced in the southeast Idaho town of Montpelier. After 19 years in private practice, he returned to the University of North Carolina School of Dentistry to study Oral Maxillofacial Radiology. Upon graduation, he started his academic career at East Carolina School of Dental Medicine where he served as the Unit Chief of Radiology. Dr. Timothy is currently an adjunct Clinical Professor at the University of Utah School of Dentistry and East*

SPEAKER BIOS

Carolina School of dental medicine. Dr. Timothy is a fellow of the American Board of Oral Maxillofacial Radiology and is currently enjoying his private practice in oral radiology.

***Dr. Flint Tomlinson** has been providing dentistry at Tomlinson Family Dental in the Roosevelt, UT, area for more than 15 years. He earned a bachelor's degree from Brigham Young University in Provo, UT. He then attended the University of Louisville School of Dentistry in KY, graduating with a Doctor of Dental Medicine (DMD) degree in 2007. He has received advanced training in Invisalign®, occlusal therapy, and full arch reconstruction. Dr. Tomlinson is a member of the American Dental Association®, the Academy of General Dentistry, and is a Diplomat of the Whitecap Academy of Dental Implants.*

***Dr. Bryan Trump** is a Board Certified Oral & Maxillofacial Pathologist and full-time Professor at The University of Utah School of Dentistry. Bryan grew up in a suburb of Salt Lake City, Utah. He attended Weber State University, where he earned a Bachelor of Science in Microbiology. His DDS is from Virginia Commonwealth University School of Dentistry, and he completed his Oral & Maxillofacial Pathology Residency as well as a master's in biomedical sciences at Texas A&M University College of Dentistry. He has established a clinical referral center focused on oral medicine at the dental school and directs Utah's first and only oral pathology biopsy service. His laboratory serves dentists throughout the intermountain West.*

***Dr. Enrique Varela** is an Associate Professor at the University of Utah School of Dentistry, where he serves as the Section Head over Geriatric and Adult Special Care Dentistry and as course director for Dental Local Anesthesiology. He also serves as the Director for the Geriatric, Hospital, and Special Needs Pathway Program. He graduated from the University of Missouri-Kansas City School of Dentistry and practiced in Missouri and Kansas before completing a General Practice Residency at the University of Utah Hospital in 2016.*

***Tom Viola, R.Ph., CCP, CDE, CPMP** has over 30 years' experience as a board-certified pharmacist, clinical educator, professional speaker and published author, Tom Viola, R.Ph., C.C.P. has earned his national and international reputation as the go-to specialist for making pharmacology practical and useful for all members of the dental team. Tom has presented over 1000 informative, humorous and engaging continuing education seminars and webinars to dental professionals internationally since 2001.*

***Dr. Marko Vujicek** currently serves as Chief Economist and Vice President of the Health Policy Institute as well as Chief of International Relations at the American Dental Association. He has published extensively in peer-reviewed journals such as Health Affairs, The New England Journal of Medicine, and JAMA his team's work has been cited by CNN, The New York Times, Fox News, and The Washington Post. Dr. Vujicic holds academic appointments at the University of Pennsylvania, University of Chicago, University of British Columbia, University of Toronto and Tufts University.*

***Dr. Shannon Weir** is a hospital-trained general dentist dedicated to improving oral health care for individuals with medical complexity, intellectual and developmental disabilities, and special health care needs. She completed both her General Practice Residency and Chief Residency at the University of Utah Hospital, where she received advanced training in hospital dentistry, oral surgery, anesthesia, inpatient consultation, and interdisciplinary care. She currently practices in Arizona, providing comprehensive dental treatment in outpatient clinics, ambulatory surgery centers, and hospital operating rooms. Dr. Weir is passionate about making dentistry more accessible through practical, evidence-based, patient-centered care.*

***Dr. Jorge F. Zapata** is a general dentist in Ogden, UT, who has been practicing microscope dentistry in his private dental practice since 2005. He is a past executive board member, former vice president and former treasurer of the Academy of Microscope Enhanced Dentistry. Additionally, he serves as a key opinion leader for Kuraray Noritake Dental and Pascal Dental. He can be contacted at zapata_dental@yahoo.com.*

***Kelly Zitting** grew up on a farm near Cedar City, Utah, and earned bachelor's degrees in accounting and finance from the University of Utah. After 17 years with Fidelity Investments, he founded Partner Alliance Advisors in 2017, helping small businesses with health insurance, employee benefits, and savings accounts. Kelly has served in the U.S. Army Reserves for 23 years, including deployments to Kuwait and Iraq, and holds the rank of Lieutenant Colonel. He lives in West Jordan, Utah, with his son, Derryck.*

UTAH DENTAL ASSOCIATION
1568 S 500 W Ste 102
Woods Cross UT 84010

Register at: uda.org

PRSRT STD
U.S.POSTAGE
PAID
PERMIT #313
PROVO, UT